










SPECIFICATION GUIDE & PRICE LIST

2013

PALMIER

KREATIONS®

Table of Contents	2-3	Trio-Squared Tables	194-197
Product Materials & Finishes	4-7	 48" Width	194-195
		60" Width	196-197
Round Tables	8-43		
 36" Diameter	8-19		
42" Diameter	20-31	Trio-Round Tables	198-201
48" Diameter	32-43	 48" Width	198-199
		60" Width	200-201
Square Tables	44-91		
 30" Width	44-55		
36" Width	56-67	Trio-Link Tables	202-205
42" Width	68-79	 48" Width	202-203
48" Width	80-91	60" Width	204-205
Rectangle Tables	92-187		
 36" Width	92-103	Quad-Link Tables	206-213
48" Width	104-115	 36" Width	206-207
60" Width	116-139	42" Width	208-209
72" Width	140-163	48" Width	210-211
84" Width	164-175	60" Width	212-213
96" Width	176-187		
Trapezoidal Tables	189-191	Warranty	214-215
 48" Width			
60" Width			
		Terms & Conditions	IBC
Triangle Tables	192-193		
 30" Width			
36" Width			


WOODS & FINISHES:

Natural Maple
Standard




Natural Clear – M-NA

Maple Finishes
The following stains are available, add 10% to list



Honey Oak – M-HO




Castle Oak – M-CO



Richmond Cherry – M-RC




Mahogany – M-MA




Victorian Cherry – M-VI



Java – M-JA



Wenge – M-WE




English Oak – M-EN

Natural Red Oak
Standard



Natural Clear – O-NA

Red Oak Finishes
The following stains are available, add 10% to list



Castle Oak – O-CO



Honey Oak – O-HO



English Oak – O-EN



Victorian Cherry – O-VI



Mahogany – O-MA



Richmond Cherry – O-RC




Java – O-JA




Wenge – O-WE

Natural Cherry
Add 20% to list



Natural Clear – C-NA

Cherry Finishes
The following stains are available, add 30% to list




Honey Oak – C-HO



Richmond Cherry – C-RC

Natural Walnut
Add 20% to list




Natural Clear – W-NA

Walnut Finishes
The following stain is available, add 30% to list



Java – W-JA


WOOD GRAIN LAMINATES:
Melamine Laminate Options



Hardrock Maple – L303




Fidlar's Maple – L363




Cognac Cherry – L448



Cherry Blossom – L449



Almond Cherry – L457




Samba Cherry – L460



Lambada Cherry – L461



Shiraz Cherry – L472




Tuxedo – 477



Hot Cinnamon – L480



Caramel Maple – L490




Antigua – L498



Borneo – L500



Ginger Snap Fruitwood – L518



Very Chic – L666

METAL PAINT COLORS:
(FOR METAL LEG OPTIONS)



Sparkle Silver – S11



Navy – B17



Charcoal – A230




Beige – H23



Blue – B11



Grey – A16



Antique White – W11



Teal – HG266



Black – N49




Ruby – R7



Green – G58




Black Sandtex – N31
Textured Finish



White – PS-111-W374

ACRYLIC EDGE COLORS:




Antique White – AC-W11



White – AC-SW811



Black – AC-N49



Charcoal – AC-A230



Grey – AC-A16



Ruby – AC-R7



Blue – AC-B11



Navy – AC-B17

HIGH PRESSURE LAMINATE: Work surface laminate shall be .050" thick and used with balancing backer sheet of no less than .028" thick. Laminate shall conform to standards set by the National Electrical Manufacturers' Association (NEMA).

FINISHING PROCEDURES: All materials shall be inspected and treated with a final sanding and polishing operation before any staining and final finishing can be performed. All machine and mill marks are removed. Once the polishing and sanding has been performed, the furniture will then undergo the following stain and finishing procedures:

- Step 1 A base stain will be uniformly applied, wiped and then allowed to dry under factory controlled conditions.
- Step 2 A uniform coat of sealer will be applied and allowed to dry.
- Step 3 Sealer will be lightly sanded using 240 grit silicon paper.
- Step 4 A catalytic lacquer of 34-45 degree sheen is evenly applied and allowed to dry under factory controlled conditions.

METAL FINISHING PROCEDURES: All metal components are thoroughly cleaned and coated electrostatically with an epoxy powder coat paint finish. The metal components are then oven baked and cured for a lasting finish.



*Shown Above:
TB-R36-AC-M-D



*Round Table Shape

MODEL
NUMBER

PRODUCT

WIDTH DEPTH HEIGHT

PRICE

DESCRIPTION

	Round Table, 36" Diameter,	36"	36"	29"
	ACRYLIC Edge;			
	with WOOD Leg Option:	36"	36"	29"
TB-R36-AC-W-SQ	Square			
TB-R36-AC-W-SQR	Square Radius			
TB-R36-AC-W-SQT	Square Tapered			
TB-R36-AC-W-DT	Diameter Tapered			
TB-R36-AC-W-SR	Safari			
	with METAL Leg Option:	36"	36"	29"
TB-R36-AC-M-SQ	Square			
TB-R36-AC-M-SS	Square & Stem			
TB-R36-AC-M-D	Diameter			
TB-R36-AC-M-DS	Diameter & Stem			
TB-R36-AC-M-BO	Balloon			
TB-R36-AC-MC-SQ	Square with Casters			
TB-R36-AC-MC-SS	Square & Stem with Casters			
TB-R36-AC-MC-D	Diameter with Casters			
TB-R36-AC-MC-DS	Diameter & Stem with Casters			
TB-R36-AC-FP1	Flat Pedestal 19" H	36"	36"	19"
TB-R36-AC-FP2	Flat Pedestal 29" H	36"	36"	29"
TB-R36-AC-FP3	Flat Pedestal 42" H	36"	36"	42"
TB-R36-AC-TP1	Trumpet 19" H	36"	36"	19"
TB-R36-AC-TP2	Trumpet 29" H	36"	36"	29"
TB-R36-AC-TP3	Trumpet 42" H	36"	36"	42"

Each Table Top is constructed using a 1" thick top with a Plastic Laminate top surface.

All Metal legs are coated electrostatically with an epoxy powder coat paint.

NOTES:


- * Table heights of 25" (children), 27" (youth), and 32" (wheelchair) are available by request.
- * Color of Metal Paint must be specified at the time of order.
- * Caster Leg options are recommended for Reading/Multipurpose Tables options and not meant to be used for stationary computer workstations.
- * For all tables with casters legs, only 2 legs will have casters, and the other legs will have levelers. This will create a "wheelbarrow" style of table which will ensure ease of mobility.
- * Color of the Caster Option must be specified at the time of order.

Edge Option:



'AC"
3mm Acrylic Edge



Metal Leg Options:





Wood Leg Options:



"MC" Caster Option:
Available on all Metal Legs ONLY, with exception of the Balloon leg and Metal Bases.






	MODEL NUMBER	PRODUCT	WIDTH	DEPTH	HEIGHT	PRICE	DESCRIPTION
 *Shown Above: TB-R36-SQ-M-D  *Round Table Shape		Round Table, 36" Diameter,	36"	36"	29"		Each Table Top is constructed using a 1 1/8" thick top with a Plastic Laminate top surface.
		SQUARE Edge;					All Metal legs are coated electrostatically with an epoxy powder coat paint.
		with WOOD Leg Option:	36"	36"	29"		NOTES:
	TB-R36-SQ-W-SQ	Square				\$ 1,080	* Table heights of 25" (children), 27" (youth), and 32" (wheelchair) are available by request.
	TB-R36-SQ-W-SQR	Square Radius				\$ 1,080	* Color of Metal Paint must be specified at the time of order.
	TB-R36-SQ-W-SQT	Square Tapered				\$ 1,235	* Caster Leg options are recommended for Reading/Multipurpose Tables options and not meant to be used for stationary computer workstations.
	TB-R36-SQ-W-DT	Diameter Tapered				\$ 1,365	* For all tables with casters, only 2 legs will have casters, and the other legs will have levelers. This will create a "wheelbarrow" style of table which will ensure ease of mobility.
	TB-R36-SQ-W-SR	Safari				\$ 1,370	* Color of the Caster Option must be specified at the time of order.
		with METAL Leg Option:	36"	36"	29"		
	TB-R36-SQ-M-SQ	Square				\$ 1,015	
	TB-R36-SQ-M-SS	Square & Stem				\$ 1,445	
	TB-R36-SQ-M-D	Diameter				\$ 1,015	
	TB-R36-SQ-M-DS	Diameter & Stem				\$ 1,445	
	TB-R36-SQ-M-BO	Balloon				\$ 1,120	
	TB-R36-SQ-MC-SQ	Square with Casters				\$ 1,240	
	TB-R36-SQ-MC-SS	Square & Stem with Casters				\$ 1,665	
	TB-R36-SQ-MC-D	Diameter with Casters				\$ 1,240	
	TB-R36-SQ-MC-DS	Diameter & Stem with Casters				\$ 1,665	

Edge Option:








"SQ"
1/4" Square Edge

Metal Leg Options:







"M-SQ" Square 2"
"M-SS" Square Stem 2"
"M-D" Diameter 2"
"M-DS" Diameter Stem 2"
"M-BO" Balloon 2 1/2"

Wood Leg Options:



"W-SQ" Square 2 3/8"
"W-SQR" Square Radius 2 3/8"
"W-SQT" Square Tapered 2 3/8"
"W-DT" Diameter Tapered 2 3/8"
"W-SR" Safari 2 3/8"



Black/Black White/Grey Silver/Orange Mirror Finish/Grey

"MC" Caster Option:
Available on all Metal Legs ONLY, with exception of the Balloon leg and Metal Bases.



*Shown Above:
TB-R36-DSQ-M-D



*Round Table Shape

MODEL NUMBER	PRODUCT	WIDTH	DEPTH	HEIGHT
	Round Table, 36" Diameter,	36"	36"	29"
	DROPPED SQUARE Edge;			
	with WOOD Leg Option:	36"	36"	29"
TB-R36-DSQ-W-SQ	Square			
TB-R36-DSQ-W-SQR	Square Radius			
TB-R36-DSQ-W-SQT	Square Tapered			
TB-R36-DSQ-W-DT	Diameter Tapered			
TB-R36-DSQ-W-SR	Safari			
	with METAL Leg Option:	36"	36"	29"
TB-R36-DSQ-M-SQ	Square			
TB-R36-DSQ-M-SS	Square & Stem			
TB-R36-DSQ-M-D	Diameter			
TB-R36-DSQ-M-DS	Diameter & Stem			
TB-R36-DSQ-M-BO	Balloon			
TB-R36-DSQ-MC-SQ	Square with Casters			
TB-R36-DSQ-MC-SS	Square & Stem with Casters			
TB-R36-DSQ-MC-D	Diameter with Casters			
TB-R36-DSQ-MC-DS	Diameter & Stem with Casters			

PRICEDESCRIPTION

Each Table Top is constructed using a 1 1/8" thick top with a Plastic Laminate top surface.

All Metal legs are coated electrostatically with an epoxy powder coat paint.

NOTES:

- * Table heights of 25" (children), 27" (youth), and 32" (wheelchair) are available by request.
- * Color of Metal Paint must be specified at the time of order.
- * Caster Leg options are recommended for Reading/Multipurpose Tables options and not meant to be used for stationary computer workstations.
- * For all tables with casters, only 2 legs will have casters, and the other legs will have levelers. This will create a "wheelbarrow" style of table which will ensure ease of mobility.
- * Color of the Caster Option must be specified at the time of order.

\$ 1,125
\$ 1,125
\$ 1,275
\$ 1,405
\$ 1,410

\$ 1,060
\$ 1,485
\$ 1,060
\$ 1,485
\$ 1,160
\$ 1,285
\$ 1,710
\$ 1,285
\$ 1,710

Edge Option:



"DSQ"
3/4" Dropped Square Edge

Metal Leg Options:



"M-SQ" Square 2"
"M-SS" Square Stem 2"
"M-D" Diameter 2"
"M-DS" Diameter Stem 2"
"M-BO" Balloon 2 1/2"

Wood Leg Options:









"W-SQ" Square 2 3/8"
"W-SQR" Square Radius 2 3/8"
"W-SQT" Square Tapered 2 3/8"
"W-DT" Diameter Tapered 2 3/8"
"W-SR" Safari 2 3/8"



Black/Black
White/Grey
Silver/Orange
Mirror Finish/Grey

"MC" Caster Option:
Available on all Metal Legs ONLY, with exception of the Balloon leg and Metal Bases.

KREATIONS

	MODEL NUMBER	PRODUCT	WIDTH	DEPTH	HEIGHT	PRICE	DESCRIPTION
<div><p>*Shown Above: TB-R36-DBN-M-D</p><div><p>*Round Table Shape</p></div></div>		Round Table, 36" Diameter,	36"	36"	29"		Each Table Top is constructed using a 1 1/8" thick top with a Plastic Laminate top surface.
		DROPPED BULLNOSE Edge;					All Metal legs are coated electrostatically with an epoxy powder coat paint.
		with WOOD Leg Option:	36"	36"	29"		NOTES:
	TB-R36-DBN-W-SQ	Square				\$ 1,135	* Table heights of 25" (children), 27" (youth), and 32" (wheelchair) are available by request.
	TB-R36-DBN-W-SQR	Square Radius				\$ 1,135	* Color of Metal Paint must be specified at the time of order.
	TB-R36-DBN-W-SQT	Square Tapered				\$ 1,285	* Caster Leg options are recommended for Reading/Multipurpose Tables options and not meant to be used for stationary computer workstations.
	TB-R36-DBN-W-DT	Diameter Tapered				\$ 1,415	* For all tables with casters legs, only 2 legs will have casters, and the other legs will have levelers. This will create a "wheelbarrow" style of table which will ensure ease of mobility.
	TB-R36-DBN-W-SR	Safari				\$ 1,425	* Color of the Caster Option must be specified at the time of order.
		with METAL Leg Option:	36"	36"	29"		
	TB-R36-DBN-M-SQ	Square				\$ 1,070	
	TB-R36-DBN-M-SS	Square & Stem				\$ 1,495	
	TB-R36-DBN-M-D	Diameter				\$ 1,070	
	TB-R36-DBN-M-DS	Diameter & Stem				\$ 1,495	
	TB-R36-DBN-M-BO	Balloon				\$ 1,175	
	TB-R36-DBN-MC-SQ	Square with Casters				\$ 1,300	
	TB-R36-DBN-MC-SS	Square & Stem with Casters				\$ 1,720	
	TB-R36-DBN-MC-D	Diameter with Casters				\$ 1,300	
	TB-R36-DBN-MC-DS	Diameter & Stem with Casters				\$ 1,720	
							Edge Option:
							<div><p>"DBN" 3/4" Dropped Bullnoses Edge</p></div>
							Metal Leg Options:
							<div><p>"M-SQ" Square 2" "M-SS" Square Stem 2" "M-D" Diameter 2" "M-DS" Diameter Stem 2" "M-BO" Balloon 2 1/2"</p></div>
							Wood Leg Options:
							<div><p>"W-SQ" Square 2 3/8" "W-SQR" Square Radius 2 3/8" "W-SQT" Square Tapered 2 3/8" "W-DT" Diameter Tapered 2 3/8" "W-SR" Safari 2 3/8"</p></div>
							<div><p>Black/Black White/Grey Silver/Orange Mirror Finish/Grey</p></div>
							"MC" Caster Option: Available on all Metal Legs ONLY, with exception of the Balloon leg and Metal Bases.



*Shown Above:
TB-R36-DCH-M-D



*Round Table Shape

MODEL NUMBER	PRODUCT	WIDTH	DEPTH	HEIGHT
	Round Table, 36" Diameter, DROPPED CHAMFERED Edge;	36"	36"	29"
TB-R36-DCH-W-SQ	with WOOD Leg Option: Square	36"	36"	29"
TB-R36-DCH-W-SQR	Square Radius			
TB-R36-DCH-W-SQT	Square Tapered			
TB-R36-DCH-W-DT	Diameter Tapered			
TB-R36-DCH-W-SR	Safari			
	with METAL Leg Option:	36"	36"	29"
TB-R36-DCH-M-SQ	Square			
TB-R36-DCH-M-SS	Square & Stem			
TB-R36-DCH-M-D	Diameter			
TB-R36-DCH-M-DS	Diameter & Stem			
TB-R36-DCH-M-BO	Balloon			
TB-R36-DCH-MC-SQ	Square with Casters			
TB-R36-DCH-MC-SS	Square & Stem with Casters			
TB-R36-DCH-MC-D	Diameter with Casters			
TB-R36-DCH-MC-DS	Diameter & Stem with Casters			


PRICE	DESCRIPTION
	Each Table Top is constructed using a 1 1/8" thick top with a Plastic Laminate top surface.
	All Metal legs are coated electrostatically with an epoxy powder coat paint.
	NOTES: * Table heights of 25" (children), 27" (youth), and 32" (wheelchair) are available by request. * Color of Metal Paint must be specified at the time of order. * Caster Leg options are recommended for Reading/Multipurpose Tables options and not meant to be used for stationary computer workstations. * For all tables with casters, only 2 legs will have casters, and the other legs will have levelers. This will create a "wheelbarrow" style of table which will ensure ease of mobility. * Color of the Caster Option must be specified at the time of order.
\$ 1,135	
\$ 1,135	
\$ 1,285	
\$ 1,415	
\$ 1,425	
\$ 1,070	
\$ 1,495	
\$ 1,070	
\$ 1,495	
\$ 1,175	
\$ 1,300	
\$ 1,720	
\$ 1,300	
\$ 1,720	

Edge Option:




"DCH"
5/8" Dropped Chamfered Edge

Metal Leg Options:



"M-SQ" Square 2"
"M-SS" Square Stem 2"
"M-D" Diameter 2"
"M-DS" Diameter Stem 2"
"M-BO" Balloon 2 1/2"

Wood Leg Options:




"W-SQ" Square 2 3/8"
"W-SQR" Square Radius 2 3/8"
"W-SQT" Square Tapered 2 3/8"
"W-DT" Diameter Tapered 2 3/8"
"W-SR" Safari 2 3/8"



"MC" Caster Option:
Available on all Metal Legs ONLY, with exception of the Balloon leg and Metal Bases.

KREATIONS

MODEL NUMBER	PRODUCT	WIDTH	DEPTH	HEIGHT	PRICE
 <p>*Shown Above: TB-R36-AL-M-D</p> <p>*Round Table Shape</p>	Round Table, 36" Diameter, ALUMINUM Edge;	36"	36"	29"	
	with WOOD Leg Option:	36"	36"	29"	
	TB-R36-AL-W-SQ Square				\$ 1,045
	TB-R36-AL-W-SQR Square Radius				\$ 1,045
	TB-R36-AL-W-SQT Square Tapered				\$ 1,200
	TB-R36-AL-W-DT Diameter Tapered				\$ 1,330
	TB-R36-AL-W-SR Safari				\$ 1,335
	with METAL Leg Option:	36"	36"	29"	
	TB-R36-AL-M-SQ Square				\$ 985
	TB-R36-AL-M-SS Square & Stem				\$ 1,405
	TB-R36-AL-M-D Diameter				\$ 985
	TB-R36-AL-M-DS Diameter & Stem				\$ 1,405
	TB-R36-AL-M-BO Balloon				\$ 1,085
	TB-R36-AL-MC-SQ Square with Casters				\$ 1,205
	TB-R36-AL-MC-SS Square & Stem with Casters				\$ 1,635
	TB-R36-AL-MC-D Diameter with Casters				\$ 1,205
	TB-R36-AL-MC-DS Diameter & Stem with Casters				\$ 1,635
	TB-R36-AL-FP1 Flat Pedestal 19" H	36"	36"	19"	\$ 1,345
	TB-R36-AL-FP2 Flat Pedestal 29" H	36"	36"	29"	\$ 1,345
	TB-R36-AL-FP3 Flat Pedestal 42" H	36"	36"	42"	\$ 1,535
	TB-R36-AL-TP1 Trumpet 19" H	36"	36"	19"	\$ 1,065
	TB-R36-AL-TP2 Trumpet 29" H	36"	36"	29"	\$ 1,065
	TB-R36-AL-TP3 Trumpet 42" H	36"	36"	42"	\$ 1,435

DESCRIPTION


Each Table Top is constructed using a 1 1/8" thick top with a Plastic Laminate top surface.

All Metal legs are coated electrostatically with an epoxy powder coat paint.


NOTES:

- * Table heights of 25" (children), 27" (youth), and 32" (wheelchair) are available by request.
- * Color of Metal Paint must be specified at the time of order.
- * Caster Leg options are recommended for Reading/Multipurpose Tables options and not meant to be used for stationary computer workstations.
- * For all tables with casters legs, only 2 legs will have casters, and the other legs will have levelers. This will create a "wheelbarrow" style of table which will ensure ease of mobility.
- * Color of the Caster Option must be specified at the time of order.

Edge Option:



Metal Leg Options:




Wood Leg Options:








	MODEL NUMBER	PRODUCT	WIDTH	DEPTH	HEIGHT	PRICE	DESCRIPTION
 *Shown Above: TB-R42-AC-M-D  *Round Table Shape		Round Table, 42" Diameter,	42"	42"	29"		Each Table Top is constructed using a 1" thick top with a Plastic Laminate top surface.
		ACRYLIC Edge;					All Metal legs are coated electrostatically with an epoxy powder coat paint.
		with WOOD Leg Option:	42"	42"	29"		NOTES:
	TB-R42-AC-W-SQ	Square				\$ 1,035	* Table heights of 25" (children), 27" (youth), and 32" (wheelchair) are available by request.
	TB-R42-AC-W-SQR	Square Radius				\$ 1,035	* Color of Metal Paint must be specified at the time of order.
	TB-R42-AC-W-SQT	Square Tapered				\$ 1,190	* Caster Leg options are recommended for Reading/Multipurpose Tables options and not meant to be used for stationary computer workstations.
	TB-R42-AC-W-DT	Diameter Tapered				\$ 1,315	* For all tables with casters legs, only 2 legs will have casters, and the other legs will have levelers. This will create a "wheelbarrow" style of table which will ensure ease of mobility.
	TB-R42-AC-W-SR	Safari				\$ 945	* Color of the Caster Option must be specified at the time of order.
		with METAL Leg Option:	42"	42"	29"		
	TB-R42-AC-M-SQ	Square				\$ 970	
	TB-R42-AC-M-SS	Square & Stem				\$ 1,395	
	TB-R42-AC-M-D	Diameter				\$ 970	
	TB-R42-AC-M-DS	Diameter & Stem				\$ 1,395	
	TB-R42-AC-M-BO	Balloon				\$ 1,075	
	TB-R42-AC-MC-SQ	Square with Casters				\$ 1,200	
	TB-R42-AC-MC-SS	Square & Stem with Casters				\$ 1,620	
	TB-R42-AC-MC-D	Diameter with Casters				\$ 1,200	
	TB-R42-AC-MC-DS	Diameter & Stem with Casters				\$ 1,620	
	TB-R42-AC-FP1	Flat Pedestal 19" H	42"	42"	19"	\$ 1,520	
	TB-R42-AC-FP2	Flat Pedestal 29" H	42"	42"	29"	\$ 1,520	
	TB-R42-AC-FP3	Flat Pedestal 42" H	42"	42"	42"	\$ 1,600	
	TB-R42-AC-TP1	Trumpet 19" H	42"	42"	19"	\$ 1,245	
	TB-R42-AC-TP2	Trumpet 29" H	42"	42"	29"	\$ 1,245	
	TB-R42-AC-TP3	Trumpet 42" H	42"	42"	42"	\$ 1,425	

Edge Option:



"AC"
3mm Acrylic Edge

Metal Leg Options:



"M-SQ" Square 2"

"M-SS" Square Stem 2"

"M-D" Diameter 2"




"M-DS" Diameter Stem 2"

"M-BO" Balloon 2 1/2"

"FP" Flat Pedestal Base

"TP" Trumpet Base

Wood Leg Options:



"W-SQ" Square 2 3/8"

"W-SQR" Square Radius 2 3/8"

"W-SQT" Square Tapered 2 3/8"

"W-DT" Diameter Tapered 2 3/8"

"W-SR" Safari 2 3/8"


Black/Black

White/Grey


Silver/Orange

Mirror Finish/Grey

"MC" Caster Option:
Available on all Metal Legs ONLY, with exception of the Balloon leg and Metal Bases.


	MODEL NUMBER	PRODUCT	WIDTH	DEPTH	HEIGHT	PRICE	DESCRIPTION
 *Shown Above: TB-R42-SQ-M-D  *Round Table Shape		Round Table, 42" Diameter,	42"	42"	29"		Each Table Top is constructed using a 1 1/8" thick top with a Plastic Laminate top surface.
		SQUARE Edge;					All Metal legs are coated electrostatically with an epoxy powder coat paint.
		with WOOD Leg Option:	42"	42"	29"		NOTES:
	TB-R42-SQ-W-SQ	Square				\$ 1,140	* Table heights of 25" (children), 27" (youth), and 32" (wheelchair) are available by request.
	TB-R42-SQ-W-SQR	Square Radius				\$ 1,140	* Color of Metal Paint must be specified at the time of order.
	TB-R42-SQ-W-SQT	Square Tapered				\$ 1,295	* Caster Leg options are recommended for Reading/Multipurpose Tables options and not meant to be used for stationary computer workstations.
	TB-R42-SQ-W-DT	Diameter Tapered				\$ 1,425	* For all tables with casters, only 2 legs will have casters, and the other legs will have levelers. This will create a "wheelbarrow" style of table which will ensure ease of mobility.
	TB-R42-SQ-W-SR	Safari				\$ 1,430	* Color of the Caster Option must be specified at the time of order.
		with METAL Leg Option:	42"	42"	29"		
	TB-R42-SQ-M-SQ	Square				\$ 1,080	
	TB-R42-SQ-M-SS	Square & Stem				\$ 1,505	
	TB-R42-SQ-M-D	Diameter				\$ 1,080	
	TB-R42-SQ-M-DS	Diameter & Stem				\$ 1,505	
	TB-R42-SQ-M-BO	Balloon				\$ 1,180	
	TB-R42-SQ-MC-SQ	Square with Casters				\$ 1,300	
	TB-R42-SQ-MC-SS	Square & Stem with Casters				\$ 1,730	
	TB-R42-SQ-MC-D	Diameter with Casters				\$ 1,300	
	TB-R42-SQ-MC-DS	Diameter & Stem with Casters				\$ 1,730	

Edge Option:








"SQ"
1/4" Square Edge

Metal Leg Options:





"M-SQ" Square 2"
"M-SS" Square Stem 2"
"M-D" Diameter 2"
"M-DS" Diameter Stem 2"
"M-BO" Balloon 2 1/2"

Wood Leg Options:





"W-SQ" Square 2 3/8"
"W-SQR" Square Radius 2 3/8"
"W-SQT" Square Tapered 2 3/8"
"W-DT" Diameter Tapered 2 3/8"
"W-SR" Safari 2 3/8"



Black/Black
White/Grey
Silver/Orange
Mirror Finish/Grey


"MC" Caster Option:
Available on all Metal Legs ONLY, with exception of the Balloon leg and Metal Bases.

	MODEL NUMBER	PRODUCT	WIDTH	DEPTH	HEIGHT	PRICE	DESCRIPTION
 *Shown Above: TB-R42-DSQ-M-D  *Round Table Shape		Round Table, 42" Diameter,	42"	42"	29"		Each Table Top is constructed using a 1 1/8" thick top with a Plastic Laminate top surface.
		DROPPED SQUARE Edge;					All Metal legs are coated electrostatically with an epoxy powder coat paint.
		with WOOD Leg Option:	42"	42"	29"		NOTES:
	TB-R42-DSQ-W-SQ	Square				\$ 1,190	* Table heights of 25" (children), 27" (youth), and 32" (wheelchair) are available by request.
	TB-R42-DSQ-W-SQR	Square Radius				\$ 1,190	* Color of Metal Paint must be specified at the time of order.
	TB-R42-DSQ-W-SQT	Square Tapered				\$ 1,345	* Caster Leg options are recommended for Reading/Multipurpose Tables options and not meant to be used for stationary computer workstations.
	TB-R42-DSQ-W-DT	Diameter Tapered				\$ 1,475	* For all tables with casters, only 2 legs will have casters, and the other legs will have levelers. This will create a "wheelbarrow" style of table which will ensure ease of mobility.
	TB-R42-DSQ-W-SR	Safari				\$ 1,480	* Color of the Caster Option must be specified at the time of order.
		with METAL Leg Option:	42"	42"	29"		
	TB-R42-DSQ-M-SQ	Square				\$ 1,125	
	TB-R42-DSQ-M-SS	Square & Stem				\$ 1,555	
	TB-R42-DSQ-M-D	Diameter				\$ 1,125	
	TB-R42-DSQ-M-DS	Diameter & Stem				\$ 1,555	
	TB-R42-DSQ-M-BO	Balloon				\$ 1,230	
	TB-R42-DSQ-MC-SQ	Square with Casters				\$ 1,355	
	TB-R42-DSQ-MC-SS	Square & Stem with Casters				\$ 1,775	
	TB-R42-DSQ-MC-D	Diameter with Casters				\$ 1,355	
	TB-R42-DSQ-MC-DS	Diameter & Stem with Casters				\$ 1,775	

Edge Option:



Metal Leg Options:



Wood Leg Options:



KREATIONS



*Shown Above:
TB-R42-DBN-M-D



*Round Table Shape

MODEL
NUMBER

PRODUCT

WIDTH DEPTH HEIGHT

TB-R42-DBN-W-SQ
TB-R42-DBN-W-SQR
TB-R42-DBN-W-SQT
TB-R42-DBN-W-DT
TB-R42-DBN-W-SR

Round Table, 42" Diameter,

DROPPED BULLNOSE Edge;

with WOOD Leg Option:
Square
Square Radius
Square Tapered
Diameter Tapered
Safari

42" 42" 29"

TB-R42-DBN-M-SQ
TB-R42-DBN-M-SS
TB-R42-DBN-M-D
TB-R42-DBN-M-DS
TB-R42-DBN-M-BO
TB-R42-DBN-MC-SQ
TB-R42-DBN-MC-SS
TB-R42-DBN-MC-D
TB-R42-DBN-MC-DS

with METAL Leg Option:
Square
Square & Stem
Diameter
Diameter & Stem
Balloon
Square with Casters
Square & Stem with Casters
Diameter with Casters
Diameter & Stem with Casters

42" 42" 29"

PRICE

DESCRIPTION

\$ 1,205
\$ 1,205
\$ 1,355
\$ 1,485
\$ 1,490

\$ 1,140
\$ 1,565
\$ 1,140
\$ 1,565
\$ 1,240
\$ 1,365
\$ 1,790
\$ 1,365
\$ 1,790

Each Table Top is constructed using a 1 1/8" thick top with a Plastic Laminate top surface.

All Metal legs are coated electrostatically with an epoxy powder coat paint.


NOTES:
* Table heights of 25" (children), 27" (youth), and 32" (wheelchair) are available by request.
* Color of Metal Paint must be specified at the time of order.
* Caster Leg options are recommended for Reading/Multipurpose Tables options and not meant to be used for stationary computer workstations.
* For all tables with casters, only 2 legs will have casters, and the other legs will have levelers. This will create a "wheelbarrow" style of table which will ensure ease of mobility.
* Color of the Caster Option must be specified at the time of order.

Edge Option:




"DBN"
3/4" Dropped Bullnoses Edge

Metal Leg Options:











Wood Leg Options:



"MC" Caster Option:
Available on all Metal Legs ONLY, with exception of the Balloon leg and Metal Bases.

KREATIONS

	MODEL NUMBER	PRODUCT	WIDTH	DEPTH	HEIGHT	PRICE	DESCRIPTION
 *Shown Above: TB-R42-DCH-M-D  *Round Table Shape		Round Table, 42" Diameter, DROPPED CHAMFERED Edge;	42"	42"	29"		Each Table Top is constructed using a 1 1/8" thick top with a Plastic Laminate top surface. All Metal legs are coated electrostatically with an epoxy powder coat paint.
	TB-R42-DCH-W-SQ	with WOOD Leg Option: Square	42"	42"	29"	\$ 1,205	NOTES: * Table heights of 25" (children), 27" (youth), and 32" (wheelchair) are available by request.
	TB-R42-DCH-W-SQR	Square Radius				\$ 1,205	* Color of Metal Paint must be specified at the time of order.
	TB-R42-DCH-W-SQT	Square Tapered				\$ 1,355	* Caster Leg options are recommended for Reading/Multipurpose Tables options and not meant to be used for stationary computer workstations.
	TB-R42-DCH-W-DT	Diameter Tapered				\$ 1,485	* For all tables with casters, only 2 legs will have casters, and the other legs will have levelers. This will create a "wheelbarrow" style of table which will ensure ease of mobility.
	TB-R42-DCH-W-SR	Safari				\$ 1,490	* Color of the Caster Option must be specified at the time of order.
	TB-R42-DCH-M-SQ	with METAL Leg Option: Square	42"	42"	29"	\$ 1,140	
	TB-R42-DCH-M-SS	Square & Stem				\$ 1,565	
	TB-R42-DCH-M-D	Diameter				\$ 1,140	
	TB-R42-DCH-M-DS	Diameter & Stem				\$ 1,565	
 "DCH" 5/8" Dropped Chamfered Edge	TB-R42-DCH-M-BO	Balloon				\$ 1,240	
	TB-R42-DCH-MC-SQ	Square with Casters				\$ 1,365	
	TB-R42-DCH-MC-SS	Square & Stem with Casters				\$ 1,790	
	TB-R42-DCH-MC-D	Diameter with Casters				\$ 1,365	
	TB-R42-DCH-MC-DS	Diameter & Stem with Casters				\$ 1,790	
							Edge Option:
							
							"M-SQ" Square 2"
							"M-SS" Square Stem 2"
							"M-D" Diameter 2"
							"M-DS" Diameter Stem 2"
							"M-BO" Balloon 2 1/2"
							Wood Leg Options:
							
							"W-SQ" Square 2 3/8"
							"W-SQR" Square Radius 2 3/8"
							"W-SQT" Square Tapered 2 3/8"
							"W-DT" Diameter Tapered 2 3/8"
							"W-SR" Safari 2 3/8"
							
							Black/Black
							White/Grey
							Silver/Orange
							Mirror Finish/Grey
							"MC" Caster Option: Available on all Metal Legs ONLY, with exception of the Balloon leg and Metal Bases.

MODEL NUMBER	PRODUCT	WIDTH	DEPTH	HEIGHT	PRICE
 *Shown Above: TB-R42-AL-M-D  *Round Table Shape	Round Table, 42" Diameter, ALUMINUM Edge;	42"	42"	29"	
	with WOOD Leg Option:	42"	42"	29"	
	TB-R42-AL-W-SQ Square				\$ 1,100
	TB-R42-AL-W-SQR Square Radius				\$ 1,100
	TB-R42-AL-W-SQT Square Tapered				\$ 1,255
	TB-R42-AL-W-DT Diameter Tapered				\$ 1,380
	TB-R42-AL-W-SR Safari				\$ 1,390
	with METAL Leg Option:	42"	42"	29"	
	TB-R42-AL-M-SQ Square				\$ 1,035
	TB-R42-AL-M-SS Square & Stem				\$ 1,460
	TB-R42-AL-M-D Diameter				\$ 1,035
	TB-R42-AL-M-DS Diameter & Stem				\$ 1,460
	TB-R42-AL-M-BO Balloon				\$ 1,140
	TB-R42-AL-MC-SQ Square with Casters				\$ 1,260
	TB-R42-AL-MC-SS Square & Stem with Casters				\$ 1,685
	TB-R42-AL-MC-D Diameter with Casters				\$ 1,260
	TB-R42-AL-MC-DS Diameter & Stem with Casters				\$ 1,685
	TB-R42-AL-FP1 Flat Pedestal 19" H	42"	42"	19"	\$ 1,585
	TB-R42-AL-FP2 Flat Pedestal 29" H	42"	42"	29"	\$ 1,585
	TB-R42-AL-FP3 Flat Pedestal 42" H	42"	42"	42"	\$ 1,665
	TB-R42-AL-TP1 Trumpet 19" H	42"	42"	19"	\$ 1,310
	TB-R42-AL-TP2 Trumpet 29" H	42"	42"	29"	\$ 1,310
	TB-R42-AL-TP3 Trumpet 42" H	42"	42"	42"	\$ 1,490

DESCRIPTION


Each Table Top is constructed using a 1 1/8" thick top with a Plastic Laminate top surface.

All Metal legs are coated electrostatically with an epoxy powder coat paint.


NOTES:

- * Table heights of 25" (children), 27" (youth), and 32" (wheelchair) are available by request.
- * Color of Metal Paint must be specified at the time of order.
- * Caster Leg options are recommended for Reading/Multipurpose Tables options and not meant to be used for stationary computer workstations.
- * For all tables with casters legs, only 2 legs will have casters, and the other legs will have levelers. This will create a "wheelbarrow" style of table which will ensure ease of mobility.
- * Color of the Caster Option must be specified at the time of order.


Edge Option:



Metal Leg Options:



Wood Leg Options:





*Shown Above:
TB-R48-AC-M-D



*Round Table Shape

MODEL
NUMBER

PRODUCT

WIDTH DEPTH HEIGHT

PRICE

DESCRIPTION

Round Table, 48" Diameter,

48" 48" 29"

ACRYLIC Edge;

with WOOD Leg Option:

48" 48" 29"

TB-R48-AC-W-SQ
TB-R48-AC-W-SQR
TB-R48-AC-W-SQT
TB-R48-AC-W-DT
TB-R48-AC-W-SR

Square
Square Radius
Square Tapered
Diameter Tapered
Safari

\$ 1,090
\$ 1,090
\$ 1,240
\$ 1,370
\$ 1,380

with METAL Leg Option:

48" 48" 29"

TB-R48-AC-M-SQ
TB-R48-AC-M-SS
TB-R48-AC-M-D
TB-R48-AC-M-DS
TB-R48-AC-M-BO
TB-R48-AC-MC-SQ
TB-R48-AC-MC-SS
TB-R48-AC-MC-D
TB-R48-AC-MC-DS

Square
Square & Stem
Diameter
Diameter & Stem
Balloon
Square with Casters
Square & Stem with Casters
Diameter with Casters
Diameter & Stem with Casters

\$ 1,025
\$ 1,475
\$ 1,025
\$ 1,450
\$ 1,125
\$ 1,255
\$ 1,675
\$ 1,255
\$ 1,675

TB-R48-AC-FP1
TB-R48-AC-FP2
TB-R48-AC-FP3
TB-R48-AC-TP1
TB-R48-AC-TP2
TB-R48-AC-TP3

Flat Pedestal 19" H
Flat Pedestal 29" H
Flat Pedestal 42" H
Trumpet 19" H
Trumpet 29" H
Trumpet 42" H

48" 48" 19"
48" 48" 29"
48" 48" 42"
48" 48" 19"
48" 48" 29"
48" 48" 42"

\$ 1,900
\$ 1,900
\$ 1,975
\$ 1,300
\$ 1,300
\$ 1,475


Each Table Top is constructed using a 1" thick top with a Plastic Laminate top surface.

All Metal legs are coated electrostatically with an epoxy powder coat paint.

NOTES:


- * Table heights of 25" (children), 27" (youth), and 32" (wheelchair) are available by request.
- * Color of Metal Paint must be specified at the time of order.
- * Caster Leg options are recommended for Reading/Multipurpose Tables options and not meant to be used for stationary computer workstations.
- * For all tables with casters legs, only 2 legs will have casters, and the other legs will have levelers. This will create a "wheelbarrow" style of table which will ensure ease of mobility.
- * Color of the Caster Option must be specified at the time of order.

Edge Option:




3mm Acrylic Edge



Metal Leg Options:





Wood Leg Options:



KREATIONS






	MODEL NUMBER	PRODUCT	WIDTH	DEPTH	HEIGHT	PRICE	DESCRIPTION
 *Shown Above: TB-R48-SQ-M-D  *Round Table Shape		Round Table, 48" Diameter,	48"	48"	29"		Each Table Top is constructed using a 1 1/8" thick top with a Plastic Laminate top surface.
		SQUARE Edge;					All Metal legs are coated electrostatically with an epoxy powder coat paint.
		with WOOD Leg Option:	48"	48"	29"		NOTES:
	TB-R48-SQ-W-SQ	Square				\$ 1,210	* Table heights of 25" (children), 27" (youth), and 32" (wheelchair) are available by request.
	TB-R48-SQ-W-SQR	Square Radius				\$ 1,210	* Color of Metal Paint must be specified at the time of order.
	TB-R48-SQ-W-SQT	Square Tapered				\$ 1,365	* Caster Leg options are recommended for Reading/Multipurpose Tables options and not meant to be used for stationary computer workstations.
	TB-R48-SQ-W-DT	Diameter Tapered				\$ 1,490	* For all tables with casters, only 2 legs will have casters, and the other legs will have levelers. This will create a "wheelbarrow" style of table which will ensure ease of mobility.
	TB-R48-SQ-W-SR	Safari				\$ 1,500	* Color of the Caster Option must be specified at the time of order.
		with METAL Leg Option:	48"	48"	29"		
	TB-R48-SQ-M-SQ	Square				\$ 1,145	
	TB-R48-SQ-M-SS	Square & Stem				\$ 1,570	
	TB-R48-SQ-M-D	Diameter				\$ 1,145	
	TB-R48-SQ-M-DS	Diameter & Stem				\$ 1,570	
	TB-R48-SQ-M-BO	Balloon				\$ 1,250	
	TB-R48-SQ-MC-SQ	Square with Casters				\$ 1,370	
	TB-R48-SQ-MC-SS	Square & Stem with Casters				\$ 1,795	
	TB-R48-SQ-MC-D	Diameter with Casters				\$ 1,370	
	TB-R48-SQ-MC-DS	Diameter & Stem with Casters				\$ 1,795	

Edge Option:








"SQ"
1/4" Square Edge

Metal Leg Options:







"M-SQ" Square 2"
"M-SS" Square Stem 2"
"M-D" Diameter 2"
"M-DS" Diameter Stem 2"
"M-BO" Balloon 2 1/2"

Wood Leg Options:





"W-SQ" Square 2 3/8"
"W-SQR" Square Radius 2 3/8"
"W-SQT" Square Tapered 2 3/8"
"W-DT" Diameter Tapered 2 3/8"
"W-SR" Safari 2 3/8"




Black/Black White/Grey Silver/Orange Mirror Finish/Grey

"MC" Caster Option:
Available on all Metal Legs ONLY, with exception of the Balloon leg and Metal Bases.


	MODEL NUMBER	PRODUCT	WIDTH	DEPTH	HEIGHT	PRICE	DESCRIPTION
 *Shown Above: TB-R48-DSQ-M-D  *Round Table Shape		Round Table, 48" Diameter,	48"	48"	29"		Each Table Top is constructed using a 1 1/8" thick top with a Plastic Laminate top surface.
		DROPPED SQUARE Edge;					All Metal legs are coated electrostatically with an epoxy powder coat paint.
		with WOOD Leg Option:	48"	48"	29"		NOTES:
	TB-R48-DSQ-W-SQ	Square				\$ 1,270	* Table heights of 25" (children), 27" (youth), and 32" (wheelchair) are available by request.
	TB-R48-DSQ-W-SQR	Square Radius				\$ 1,270	* Color of Metal Paint must be specified at the time of order.
	TB-R48-DSQ-W-SQT	Square Tapered				\$ 1,425	* Caster Leg options are recommended for Reading/Multipurpose Tables options and not meant to be used for stationary computer workstations.
	TB-R48-DSQ-W-DT	Diameter Tapered				\$ 1,555	* For all tables with casters, only 2 legs will have casters, and the other legs will have levelers. This will create a "wheelbarrow" style of table which will ensure ease of mobility.
	TB-R48-DSQ-W-SR	Safari				\$ 1,560	* Color of the Caster Option must be specified at the time of order.
		with METAL Leg Option:	48"	48"	29"		
	TB-R48-DSQ-M-SQ	Square				\$ 1,205	
	TB-R48-DSQ-M-SS	Square & Stem				\$ 1,630	
	TB-R48-DSQ-M-D	Diameter				\$ 1,205	
	TB-R48-DSQ-M-DS	Diameter & Stem				\$ 1,630	
	TB-R48-DSQ-M-BO	Balloon				\$ 1,310	
	TB-R48-DSQ-MC-SQ	Square with Casters				\$ 1,430	
	TB-R48-DSQ-MC-SS	Square & Stem with Casters				\$ 1,855	
	TB-R48-DSQ-MC-D	Diameter with Casters				\$ 1,430	
	TB-R48-DSQ-MC-DS	Diameter & Stem with Casters				\$ 1,855	

Edge Option:




"DSQ"
3/4" Dropped Square Edge

Metal Leg Options:




"M-SQ" Square 2"
"M-SS" Square Stem 2"
"M-D" Diameter 2"
"M-DS" Diameter Stem 2"
"M-BO" Balloon 2 1/2"

Wood Leg Options:



"W-SQ" Square 2 3/8"
"W-SQR" Square Radius 2 3/8"
"W-SQT" Square Tapered 2 3/8"
"W-DT" Diameter Tapered 2 3/8"
"W-SR" Safari 2 3/8"



Black/Black White/Grey Silver/Orange Mirror Finish/Grey

"MC" Caster Option:
Available on all Metal Legs ONLY, with exception of the Balloon leg and Metal Bases.



*Shown Above:
TB-R48-DBN-M-D



*Round Table Shape


MODEL NUMBER	PRODUCT	WIDTH	DEPTH	HEIGHT
	Round Table, 48" Diameter, DROPPED BULLNOSE Edge;	48"	48"	29"
TB-R48-DBN-W-SQ	with WOOD Leg Option: Square	48"	48"	29"
TB-R48-DBN-W-SQR	Square Radius			
TB-R48-DBN-W-SQT	Square Tapered			
TB-R48-DBN-W-DT	Diameter Tapered			
TB-R48-DBN-W-SR	Safari			
	with METAL Leg Option:	48"	48"	29"
TB-R48-DBN-M-SQ	Square			
TB-R48-DBN-M-SS	Square & Stem			
TB-R48-DBN-M-D	Diameter			
TB-R48-DBN-M-DS	Diameter & Stem			
TB-R48-DBN-M-BO	Balloon			
TB-R48-DBN-MC-SQ	Square with Casters			
TB-R48-DBN-MC-SS	Square & Stem with Casters			
TB-R48-DBN-MC-D	Diameter with Casters			
TB-R48-DBN-MC-DS	Diameter & Stem with Casters			

PRICE	DESCRIPTION
	Each Table Top is constructed using a 1 1/8" thick top with a Plastic Laminate top surface.
	All Metal legs are coated electrostatically with an epoxy powder coat paint.
	NOTES:
\$ 1,285	* Table heights of 25" (children), 27" (youth), and 32" (wheelchair) are available by request.
\$ 1,285	* Color of Metal Paint must be specified at the time of order.
\$ 1,435	* Caster Leg options are recommended for Reading/Multipurpose Tables options and not meant to be used for stationary computer workstations.
\$ 1,565	* For all tables with casters, only 2 legs will have casters, and the other legs will have levelers. This will create a "wheelbarrow" style of table which will ensure ease of mobility.
\$ 1,570	* Color of the Caster Option must be specified at the time of order.
\$ 1,220	
\$ 1,640	
\$ 1,220	
\$ 1,640	
\$ 1,320	
\$ 1,445	
\$ 1,870	
\$ 1,445	
\$ 1,870	


Edge Option:



Metal Leg Options:










Wood Leg Options:



"MC" Caster Option:
Available on all Metal Legs ONLY, with exception of the Balloon leg and Metal Bases.

KREATIONS

	MODEL NUMBER	PRODUCT	WIDTH	DEPTH	HEIGHT	PRICE	DESCRIPTION
 *Shown Above: TB-R48-DCH-M-D  *Round Table Shape		Round Table, 48" Diameter, DROPPED CHAMFERED Edge;	48"	48"	29"		Each Table Top is constructed using a 1 1/8" thick top with a Plastic Laminate top surface. All Metal legs are coated electrostatically with an epoxy powder coat paint.
	TB-R48-DCH-W-SQ	with WOOD Leg Option: Square	48"	48"	29"	\$ 1,285	NOTES: * Table heights of 25" (children), 27" (youth), and 32" (wheelchair) are available by request.
	TB-R48-DCH-W-SQR	Square Radius				\$ 1,285	* Color of Metal Paint must be specified at the time of order.
	TB-R48-DCH-W-SQT	Square Tapered				\$ 1,435	* Caster Leg options are recommended for Reading/Multipurpose Tables options and not meant to be used for stationary computer workstations.
	TB-R48-DCH-W-DT	Diameter Tapered				\$ 1,565	* For all tables with casters, only 2 legs will have casters, and the other legs will have levelers. This will create a "wheelbarrow" style of table which will ensure ease of mobility.
	TB-R48-DCH-W-SR	Safari				\$ 1,570	* Color of the Caster Option must be specified at the time of order.
		with METAL Leg Option:	48"	48"	29"	\$ 1,220	
	TB-R48-DCH-M-SQ	Square				\$ 1,640	
	TB-R48-DCH-M-SS	Square & Stem				\$ 1,220	
	TB-R48-DCH-M-D	Diameter				\$ 1,640	
 "DCH" 5/8" Dropped Chamfered Edge	TB-R48-DCH-M-DS	Diameter & Stem				\$ 1,320	
	TB-R48-DCH-M-BO	Balloon				\$ 1,445	
	TB-R48-DCH-MC-SQ	Square with Casters				\$ 1,870	
	TB-R48-DCH-MC-SS	Square & Stem with Casters				\$ 1,445	
	TB-R48-DCH-MC-D	Diameter with Casters				\$ 1,870	
	TB-R48-DCH-MC-DS	Diameter & Stem with Casters					
 "M-SQ" Square 2" "M-SS" Square Stem 2" "M-D" Diameter 2" "M-DS" Diameter Stem 2" "M-BO" Balloon 2 1/2"							
 "W-SQ" Square 2 3/8" "W-SQR" Square Radius 2 3/8" "W-SQT" Square Tapered 2 3/8" "W-DT" Diameter Tapered 2 3/8" "W-SR" Safari 2 3/8"							
 Black/Black White/Grey Silver/Orange Mirror Finish/Grey "MC" Caster Option: Available on all Metal Legs ONLY, with exception of the Balloon leg and Metal Bases.							

MODEL NUMBER	PRODUCT	WIDTH	DEPTH	HEIGHT	PRICE
 <p>*Shown Above: TB-R48-AL-M-D</p> <p>*Round Table Shape</p>	Round Table, 48" Diameter, ALUMINUM Edge;	48"	48"	29"	
	with WOOD Leg Option:	48"	48"	29"	
	TB-R48-AL-W-SQ Square				\$ 1,160
	TB-R48-AL-W-SQR Square Radius				\$ 1,160
	TB-R48-AL-W-SQT Square Tapered				\$ 1,315
	TB-R48-AL-W-DT Diameter Tapered				\$ 1,445
	TB-R48-AL-W-SR Safari				\$ 1,450
	with METAL Leg Option:	48"	48"	29"	
	TB-R48-AL-M-SQ Square				\$ 1,095
	TB-R48-AL-M-SS Square & Stem				\$ 1,520
	TB-R48-AL-M-D Diameter				\$ 1,095
	TB-R48-AL-M-DS Diameter & Stem				\$ 1,520
	TB-R48-AL-M-BO Balloon				\$ 1,200
	TB-R48-AL-MC-SQ Square with Casters				\$ 1,325
	TB-R48-AL-MC-SS Square & Stem with Casters				\$ 1,745
	TB-R48-AL-MC-D Diameter with Casters				\$ 1,325
	TB-R48-AL-MC-DS Diameter & Stem with Casters				\$ 1,745
	TB-R48-AL-FP1 Flat Pedestal 19" H	48"	48"	19"	\$ 1,970
	TB-R48-AL-FP2 Flat Pedestal 29" H	48"	48"	29"	\$ 1,970
	TB-R48-AL-FP3 Flat Pedestal 42" H	48"	48"	42"	\$ 2,045

DESCRIPTION


Each Table Top is constructed using a 1 1/8" thick top with a Plastic Laminate top surface.

All Metal legs are coated electrostatically with an epoxy powder coat paint.


NOTES:

- * Table heights of 25" (children), 27" (youth), and 32" (wheelchair) are available by request.
- * Color of Metal Paint must be specified at the time of order.
- * Caster Leg options are recommended for Reading/Multipurpose Tables options and not meant to be used for stationary computer workstations.
- * For all tables with casters, only 2 legs will have casters, and the other legs will have levelers. This will create a "wheelbarrow" style of table which will ensure ease of mobility.
- * Color of the Caster Option must be specified at the time of order.

Edge Option:




Metal Leg Options:





Wood Leg Options:




	MODEL NUMBER	PRODUCT	WIDTH	DEPTH	HEIGHT	PRICE	DESCRIPTION
 *Shown Above: TB-3030-AC-M-D  *Square Table Shape		Square Table, 30" Width,	30"	30"	29"		Each Table Top is constructed using a 1" thick top with a Plastic Laminate top surface.
		ACRYLIC Edge;					All Metal legs are coated electrostatically with an epoxy powder coat paint.
		with WOOD Leg Option:	30"	30"	29"		NOTES:
	TB-3030-AC-W-SQ	Square				\$ 815	* Table heights of 25" (children), 27" (youth), and 32" (wheelchair) are available by request.
	TB-3030-AC-W-SQR	Square Radius				\$ 815	* Color of Metal Paint must be specified at the time of order.
	TB-3030-AC-W-SQT	Square Tapered				\$ 970	* Caster Leg options are recommended for Reading/Multipurpose Tables options and not meant to be used for stationary computer workstations.
	TB-3030-AC-W-DT	Diameter Tapered				\$ 1,095	* For all tables with casters, only 2 legs will have casters, and the other legs will have levelers. This will create a "wheelbarrow" style of table which will ensure ease of mobility.
	TB-3030-AC-W-SR	Safari				\$ 1,105	* Color of the Caster Option must be specified at the time of order.
		with METAL Leg Option:	30"	30"	29"		
	TB-3030-AC-M-SQ	Square				\$ 750	
	TB-3030-AC-M-SS	Square & Stem				\$ 1,175	
	TB-3030-AC-M-D	Diameter				\$ 750	
	TB-3030-AC-M-DS	Diameter & Stem				\$ 1,175	
	TB-3030-AC-M-BO	Balloon				\$ 855	
	TB-3030-AC-MC-SQ	Square with Casters				\$ 980	
	TB-3030-AC-MC-SS	Square & Stem with Casters				\$ 1,400	
	TB-3030-AC-MC-D	Diameter with Casters				\$ 980	
	TB-3030-AC-MC-DS	Diameter & Stem with Casters				\$ 1,400	

Edge Option:



"AC"
3mm Acrylic Edge

Metal Leg Options:



"M-SQ"
Square
2"


"M-SS"
Square
Stem 2"

"M-D"
Diameter
2"

"M-DS"
Diameter
Stem 2"

"M-BO"
Balloon
2 1/2"

Wood Leg Options:



"W-SQ"
Square
2 3/8"

"W-SQR"
Square
Radius
2 3/8"

"W-SQT"
Square
Tapered
2 3/8"

"W-DT"
Diameter
Tapered
2 3/8"

"W-SR"
Safari
2 3/8"



Black/
Black



White/
Grey

Silver/
Orange


Mirror Finish/
Grey

"MC" Caster Option:
Available on all Metal Legs ONLY, with exception of the Balloon leg and Metal Bases.


MODEL NUMBER	PRODUCT	WIDTH	DEPTH	HEIGHT
 <div><p>*Shown Above: TB-3030-SQ-M-D</p><p>*Square Table Shape</p></div>	Square Table, 30" Width,	30"	30"	29"
	SQUARE Edge;			
	with WOOD Leg Option:	30"	30"	29"
	TB-3030-SQ-W-SQ Square			
	TB-3030-SQ-W-SQR Square Radius			
	TB-3030-SQ-W-SQT Square Tapered			
	TB-3030-SQ-W-DT Diameter Tapered			
	TB-3030-SQ-W-SR Safari			
	with METAL Leg Option:	30"	30"	29"
	TB-3030-SQ-M-SQ Square			
	TB-3030-SQ-M-SS Square & Stem			
	TB-3030-SQ-M-D Diameter			
	TB-3030-SQ-M-DS Diameter & Stem			
	TB-3030-SQ-M-BO Balloon			
	TB-3030-SQ-MC-SQ Square with Casters			
	TB-3030-SQ-MC-SS Square & Stem with Casters			
	TB-3030-SQ-MC-D Diameter with Casters			
	TB-3030-SQ-MC-DS Diameter & Stem with Casters			

PRICE	DESCRIPTION
	Each Table Top is constructed using a 1 1/8" thick top with a Plastic Laminate top surface.
	All Metal legs are coated electrostatically with an epoxy powder coat paint.
	NOTES:
\$ 905	* Table heights of 25" (children), 27" (youth), and 32" (wheelchair) are available by request.
\$ 905	* Color of Metal Paint must be specified at the time of order.
\$ 1,060	* Caster Leg options are recommended for Reading/Multipurpose Tables options and not meant to be used for stationary computer workstations.
\$ 1,190	* For all tables with casters, only 2 legs will have casters, and the other legs will have levelers. This will create a "wheelbarrow" style of table which will ensure ease of mobility.
\$ 1,195	* Color of the Caster Option must be specified at the time of order.
	Edge Option:
\$ 840	
\$ 1,270	
\$ 840	"SQ"
\$ 1,270	1/4" Square Edge
\$ 945	
\$ 1,070	
\$ 1,490	
\$ 1,070	
\$ 1,490	

Metal Leg Options:



Wood Leg Options:



"MC" Caster Option:
Available on all Metal Legs ONLY, with exception of the Balloon leg and Metal Bases.


	MODEL NUMBER	PRODUCT	WIDTH	DEPTH	HEIGHT
 *Shown Above: TB-3030-DSQ-M-D		Square Table, 30" Width, DROPPED SQUARE Edge;	30"	30"	29"
	TB-3030-DSQ-W-SQ TB-3030-DSQ-W-SQR TB-3030-DSQ-W-SQT TB-3030-DSQ-W-DT TB-3030-DSQ-W-SR	with WOOD Leg Option: Square Square Radius Square Tapered Diameter Tapered Safari	30"	30"	29"
		with METAL Leg Option:	30"	30"	29"
	TB-3030-DSQ-M-SQ TB-3030-DSQ-M-SS TB-3030-DSQ-M-D TB-3030-DSQ-M-DS TB-3030-DSQ-M-BO TB-3030-DSQ-MC-SQ TB-3030-DSQ-MC-SS TB-3030-DSQ-MC-D TB-3030-DSQ-MC-DS	Square Square & Stem Diameter Diameter & Stem Balloon Square with Casters Square & Stem with Casters Diameter with Casters Diameter & Stem with Casters			

PRICE	DESCRIPTION
	Each Table Top is constructed using a 1 1/8" thick top with a Plastic Laminate top surface.
	All Metal legs are coated electrostatically with an epoxy powder coat paint.
	NOTES: * Table heights of 25" (children), 27" (youth), and 32" (wheelchair) are available by request. * Color of Metal Paint must be specified at the time of order. * Caster Leg options are recommended for Reading/Multipurpose Tables options and not meant to be used for stationary computer workstations. * For all tables with casters, only 2 legs will have casters, and the other legs will have levelers. This will create a "wheelbarrow" style of table which will ensure ease of mobility. * Color of the Caster Option must be specified at the time of order.
\$ 970 \$ 970 \$ 1,125 \$ 1,255 \$ 1,260	
\$ 905 \$ 1,330 \$ 905 \$ 1,330 \$ 1,010 \$ 1,135 \$ 1,555 \$ 1,135 \$ 1,555	

Edge Option:



Metal Leg Options:



Wood Leg Options:



KREATIONS


MODEL NUMBER	PRODUCT	WIDTH	DEPTH	HEIGHT
 *Shown Above: TB-3030-DBN-M-D	Square Table, 30" Width, DROPPED BULLNOSE Edge;	30"	30"	29"
	with WOOD Leg Option:	30"	30"	29"
	TB-3030-DBN-W-SQ Square			
	TB-3030-DBN-W-SQR Square Radius			
	TB-3030-DBN-W-SQT Square Tapered			
 *Square Table Shape	TB-3030-DBN-W-DT Diameter Tapered			
	TB-3030-DBN-W-SR Safari			
	with METAL Leg Option:	30"	30"	29"
	TB-3030-DBN-M-SQ Square			
	TB-3030-DBN-M-SS Square & Stem			
	TB-3030-DBN-M-D Diameter			
	TB-3030-DBN-M-DS Diameter & Stem			
	TB-3030-DBN-M-BO Balloon			
	TB-3030-DBN-MC-SQ Square with Casters			
	TB-3030-DBN-MC-SS Square & Stem with Casters			
	TB-3030-DBN-MC-D Diameter with Casters			
	TB-3030-DBN-MC-DS Diameter & Stem with Casters			

PRICE	DESCRIPTION
	Each Table Top is constructed using a 1 1/8" thick top with a Plastic Laminate top surface.
	All Metal legs are coated electrostatically with an epoxy powder coat paint.
	NOTES:
\$ 985	* Table heights of 25" (children), 27" (youth), and 32" (wheelchair) are available by request.
\$ 985	* Color of Metal Paint must be specified at the time of order.
\$ 1,135	* Caster Leg options are recommended for Reading/Multipurpose Tables options and not meant to be used for stationary computer workstations.
\$ 1,265	* For all tables with casters, only 2 legs will have casters, and the other legs will have levelers. This will create a "wheelbarrow" style of table which will ensure ease of mobility.
\$ 1,270	* Color of the Caster Option must be specified at the time of order.
\$ 920	
\$ 1,345	
\$ 920	
\$ 1,345	
\$ 1,020	
\$ 1,145	
\$ 1,570	
\$ 1,145	
\$ 1,570	


Edge Option:



Metal Leg Options:



Wood Leg Options:



"MC" Caster Option:
Available on all Metal Legs ONLY, with exception of the Balloon leg and Metal Bases.

KREATIONS


MODEL NUMBER	PRODUCT	WIDTH	DEPTH	HEIGHT
 *Shown Above: TB-3030-DCH-M-D	Square Table, 30" Width, DROPPED CHAMFERED Edge;	30"	30"	29"
	with WOOD Leg Option:	30"	30"	29"
	TB-3030-DCH-W-SQ Square			
	TB-3030-DCH-W-SQR Square Radius			
	TB-3030-DCH-W-SQT Square Tapered			
 *Square Table Shape	TB-3030-DCH-W-DT Diameter Tapered			
	TB-3030-DCH-W-SR Safari			
	with METAL Leg Option:	30"	30"	29"
	TB-3030-DCH-M-SQ Square			
	TB-3030-DCH-M-SS Square & Stem			
	TB-3030-DCH-M-D Diameter			
	TB-3030-DCH-M-DS Diameter & Stem			
	TB-3030-DCH-M-BO Balloon			
	TB-3030-DCH-MC-SQ Square with Casters			
	TB-3030-DCH-MC-SS Square & Stem with Casters			
	TB-3030-DCH-MC-D Diameter with Casters			
	TB-3030-DCH-MC-DS Diameter & Stem with Casters			

PRICE	DESCRIPTION
	Each Table Top is constructed using a 1 1/8" thick top with a Plastic Laminate top surface.
	All Metal legs are coated electrostatically with an epoxy powder coat paint.
	NOTES:
\$ 985	* Table heights of 25" (children), 27" (youth), and 32" (wheelchair) are available by request.
\$ 985	* Color of Metal Paint must be specified at the time of order.
\$ 1,135	* Caster Leg options are recommended for Reading/Multipurpose Tables options and not meant to be used for stationary computer workstations.
\$ 1,265	* For all tables with casters, only 2 legs will have casters, and the other legs will have levelers. This will create a "wheelbarrow" style of table which will ensure ease of mobility.
\$ 1,270	* Color of the Caster Option must be specified at the time of order.
\$ 920	
\$ 1,345	
\$ 920	
\$ 1,345	
\$ 1,020	
\$ 1,145	
\$ 1,570	
\$ 1,145	
\$ 1,570	


Edge Option:



Metal Leg Options:




Wood Leg Options:



"MC" Caster Option:
Available on all Metal Legs ONLY, with exception of the Balloon leg and Metal Bases.

KREATIONS

	MODEL NUMBER	PRODUCT	WIDTH	DEPTH	HEIGHT	PRICE	DESCRIPTION
 *Shown Above: TB-3030-AL-M-D  *Square Table Shape		Square Table, 30" Width,	30"	30"	29"		Each Table Top is constructed using a 1 1/8" thick top with a Plastic Laminate top surface.
		ALUMINUM Edge;					All Metal legs are coated electrostatically with an epoxy powder coat paint.
		with WOOD Leg Option:	30"	30"	29"		NOTES:
	TB-3030-AL-W-SQ	Square				\$ 870	* Table heights of 25" (children), 27" (youth), and 32" (wheelchair) are available by request.
	TB-3030-AL-W-SQR	Square Radius				\$ 870	* Color of Metal Paint must be specified at the time of order.
	TB-3030-AL-W-SQT	Square Tapered				\$ 1,020	* Caster Leg options are recommended for Reading/Multipurpose Tables options and not meant to be used for stationary computer workstations.
	TB-3030-AL-W-DT	Diameter Tapered				\$ 1,150	* For all tables with casters, only 2 legs will have casters, and the other legs will have levelers. This will create a "wheelbarrow" style of table which will ensure ease of mobility.
	TB-3030-AL-W-SR	Safari				\$ 1,160	* Color of the Caster Option must be specified at the time of order.
		with METAL Leg Option:	30"	30"	29"		
	TB-3030-AL-M-SQ	Square				\$ 805	
	TB-3030-AL-M-SS	Square & Stem				\$ 1,230	
	TB-3030-AL-M-D	Diameter				\$ 805	
	TB-3030-AL-M-DS	Diameter & Stem				\$ 1,230	
	TB-3030-AL-M-BO	Balloon				\$ 905	
	TB-3030-AL-MC-SQ	Square with Casters				\$ 1,030	
	TB-3030-AL-MC-SS	Square & Stem with Casters				\$ 1,455	
	TB-3030-AL-MC-D	Diameter with Casters				\$ 1,030	
	TB-3030-AL-MC-DS	Diameter & Stem with Casters				\$ 1,455	
							Edge Option:
							 "AL" 3mm Aluminum Edge
							*All table corners will be given a 6-inch radius for this edge option.
							Metal Leg Options:
							
							"M-SQ" Square 2" "M-SS" Square Stem 2" "M-D" Diameter 2" "M-DS" Diameter Stem 2" "M-BO" Balloon 2 1/2"
							Wood Leg Options:
							
							"W-SQ" Square 2 3/8" "W-SQR" Square Radius 2 3/8" "W-SQT" Square Tapered 2 3/8" "W-DT" Diameter Tapered 2 3/8" "W-SR" Safari 2 3/8"
							
							Black/Black White/Grey Silver/Orange Mirror Finish/Grey
							"MC" Caster Option: Available on all Metal Legs ONLY, with exception of the Balloon leg and Metal Bases.



*Shown Above:
TB-3636-AC-M-D



*Square Table Shape

MODEL
NUMBER

PRODUCT

WIDTH DEPTH HEIGHT

PRICE

DESCRIPTION

	Square Table, 36" Width,	36"	36"	29"	
	ACRYLIC Edge;				
	with WOOD Leg Option:	36"	36"	29"	
TB-3636-AC-W-SQ	Square				\$ 855
TB-3636-AC-W-SQR	Square Radius				\$ 855
TB-3636-AC-W-SQT	Square Tapered				\$ 1,005
TB-3636-AC-W-DT	Diameter Tapered				\$ 1,135
TB-3636-AC-W-SR	Safari				\$ 1,140
	with METAL Leg Option:	36"	36"	29"	
TB-3636-AC-M-SQ	Square				\$ 790
TB-3636-AC-M-SS	Square & Stem				\$ 1,210
TB-3636-AC-M-D	Diameter				\$ 790
TB-3636-AC-M-DS	Diameter & Stem				\$ 1,215
TB-3636-AC-M-BO	Balloon				\$ 890
TB-3636-AC-MC-SQ	Square with Casters				\$ 1,015
TB-3636-AC-MC-SS	Square & Stem with Casters				\$ 1,440
TB-3636-AC-MC-D	Diameter with Casters				\$ 1,015
TB-3636-AC-MC-DS	Diameter & Stem with Casters				\$ 1,440
TB-3636-AC-FP1	Flat Pedestal 19" H	36"	36"	19"	\$ 1,150
TB-3636-AC-FP2	Flat Pedestal 29" H	36"	36"	29"	\$ 1,150
TB-3636-AC-FP3	Flat Pedestal 42" H	36"	36"	42"	\$ 1,340
TB-3636-AC-TP1	Trumpet 19" H	36"	36"	19"	\$ 875
TB-3636-AC-TP2	Trumpet 29" H	36"	36"	29"	\$ 875
TB-3636-AC-TP3	Trumpet 42" H	36"	36"	42"	\$ 1,240


Each Table Top is constructed using a 1" thick top with a Plastic Laminate top surface.

All Metal legs are coated electrostatically with an epoxy powder coat paint.


NOTES:

- * Table heights of 25" (children), 27" (youth), and 32" (wheelchair) are available by request.
- * Color of Metal Paint must be specified at the time of order.
- * Caster Leg options are recommended for Reading/Multipurpose Tables options and not meant to be used for stationary computer workstations.
- * For all tables with casters legs, only 2 legs will have casters, and the other legs will have levelers. This will create a "wheelbarrow" style of table which will ensure ease of mobility.
- * Color of the Caster Option must be specified at the time of order.


Edge Option:




Metal Leg Options:



Wood Leg Options:



KREATIONS

MODEL NUMBER	PRODUCT	WIDTH	DEPTH	HEIGHT
 <div><p>*Shown Above: TB-3636-SQ-M-D</p><p>*Square Table Shape</p></div>	Square Table, 36" Width, SQUARE Edge;	36"	36"	29"
	with WOOD Leg Option:	36"	36"	29"
	TB-3636-SQ-W-SQ Square			
	TB-3636-SQ-W-SQR Square Radius			
	TB-3636-SQ-W-SQT Square Tapered			
	TB-3636-SQ-W-DT Diameter Tapered			
	TB-3636-SQ-W-SR Safari			
	with METAL Leg Option:	36"	36"	29"
	TB-3636-SQ-M-SQ Square			
	TB-3636-SQ-M-SS Square & Stem			
	TB-3636-SQ-M-D Diameter			
	TB-3636-SQ-M-DS Diameter & Stem			
	TB-3636-SQ-M-BO Balloon			
	TB-3636-SQ-MC-SQ Square with Casters			
	TB-3636-SQ-MC-SS Square & Stem with Casters			
	TB-3636-SQ-MC-D Diameter with Casters			
	TB-3636-SQ-MC-DS Diameter & Stem with Casters			

PRICE

DESCRIPTION

Each Table Top is constructed using a 1 1/8" thick top with a Plastic Laminate top surface.

All Metal legs are coated electrostatically with an epoxy powder coat paint.


NOTES:

- * Table heights of 25" (children), 27" (youth), and 32" (wheelchair) are available by request.
- * Color of Metal Paint must be specified at the time of order.
- * Caster Leg options are recommended for Reading/Multipurpose Tables options and not meant to be used for stationary computer workstations.
- * For all tables with casters, only 2 legs will have casters, and the other legs will have levelers. This will create a "wheelbarrow" style of table which will ensure ease of mobility.
- * Color of the Caster Option must be specified at the time of order.


Edge Option:



Metal Leg Options:



Wood Leg Options:



"MC" Caster Option:
Available on all Metal Legs ONLY, with exception of the Balloon leg and Metal Bases.


MODEL NUMBER	PRODUCT	WIDTH	DEPTH	HEIGHT
 *Shown Above: TB-3636-DSQ-M-D	Square Table, 36" Width, DROPPED SQUARE Edge;	36"	36"	29"
	with WOOD Leg Option:	36"	36"	29"
	TB-3636-DSQ-W-SQ Square			
	TB-3636-DSQ-W-SQR Square Radius			
	TB-3636-DSQ-W-SQT Square Tapered			
 *Square Table Shape	TB-3636-DSQ-W-DT Diameter Tapered			
	TB-3636-DSQ-W-SR Safari			
	with METAL Leg Option:	36"	36"	29"
	TB-3636-DSQ-M-SQ Square			
	TB-3636-DSQ-M-SS Square & Stem			
	TB-3636-DSQ-M-D Diameter			
	TB-3636-DSQ-M-DS Diameter & Stem			
	TB-3636-DSQ-M-BO Balloon			
	TB-3636-DSQ-MC-SQ Square with Casters			
	TB-3636-DSQ-MC-SS Square & Stem with Casters			
	TB-3636-DSQ-MC-D Diameter with Casters			
	TB-3636-DSQ-MC-DS Diameter & Stem with Casters			

PRICE	DESCRIPTION
	Each Table Top is constructed using a 1 1/8" thick top with a Plastic Laminate top surface.
	All Metal legs are coated electrostatically with an epoxy powder coat paint.
	NOTES:
\$ 1,025	* Table heights of 25" (children), 27" (youth), and 32" (wheelchair) are available by request.
\$ 1,025	* Color of Metal Paint must be specified at the time of order.
\$ 1,170	* Caster Leg options are recommended for Reading/Multipurpose Tables options and not meant to be used for stationary computer workstations.
\$ 1,305	* For all tables with casters, only 2 legs will have casters, and the other legs will have levelers. This will create a "wheelbarrow" style of table which will ensure ease of mobility.
\$ 1,315	* Color of the Caster Option must be specified at the time of order.
\$ 960	
\$ 1,385	
\$ 960	
\$ 1,385	
\$ 1,065	
\$ 1,185	
\$ 1,610	
\$ 1,185	
\$ 1,610	

Edge Option:



Metal Leg Options:



Wood Leg Options:



"MC" Caster Option:
Available on all Metal Legs ONLY, with exception of the Balloon leg and Metal Bases.

KREATIONS


MODEL NUMBER	PRODUCT	WIDTH	DEPTH	HEIGHT
 <div><div>*Shown Above: TB-3636-DBN-M-D</div><div>*Square Table Shape</div></div>	Square Table, 36" Width, DROPPED BULLNOSE Edge; with WOOD Leg Option:	36"	36"	29"
	TB-3636-DBN-W-SQ TB-3636-DBN-W-SQR TB-3636-DBN-W-SQT TB-3636-DBN-W-DT TB-3636-DBN-W-SR	Square Square Radius Square Tapered Diameter Tapered Safari		
	with METAL Leg Option:	36"	36"	29"
	TB-3636-DBN-M-SQ TB-3636-DBN-M-SS TB-3636-DBN-M-D TB-3636-DBN-M-DS TB-3636-DBN-M-BO TB-3636-DBN-MC-SQ TB-3636-DBN-MC-SS TB-3636-DBN-MC-D TB-3636-DBN-MC-DS	Square Square & Stem Diameter Diameter & Stem Balloon Square with Casters Square & Stem with Casters Diameter with Casters Diameter & Stem with Casters		

PRICE	DESCRIPTION
	Each Table Top is constructed using a 1 1/8" thick top with a Plastic Laminate top surface.
	All Metal legs are coated electrostatically with an epoxy powder coat paint.
	NOTES: * Table heights of 25" (children), 27" (youth), and 32" (wheelchair) are available by request. * Color of Metal Paint must be specified at the time of order. * Caster Leg options are recommended for Reading/Multipurpose Tables options and not meant to be used for stationary computer workstations. * For all tables with casters, only 2 legs will have casters, and the other legs will have levelers. This will create a "wheelbarrow" style of table which will ensure ease of mobility. * Color of the Caster Option must be specified at the time of order.
\$ 1,035 \$ 1,035 \$ 1,190 \$ 1,315 \$ 1,325	
\$ 970 \$ 1,395 \$ 970 \$ 1,395 \$ 1,075 \$ 1,195 \$ 1,620 \$ 1,195 \$ 1,620	

Edge Option:



Metal Leg Options:



Wood Leg Options:



KREATIONS

MODEL NUMBER	PRODUCT	WIDTH	DEPTH	HEIGHT
 *Shown Above: TB-3636-DCH-M-D	Square Table, 36" Width, DROPPED CHAMFERED Edge;	36"	36"	29"
	with WOOD Leg Option:	36"	36"	29"
	TB-3636-DCH-W-SQ Square			
	TB-3636-DCH-W-SQR Square Radius			
	TB-3636-DCH-W-SQT Square Tapered			
 *Square Table Shape	TB-3636-DCH-W-DT Diameter Tapered			
	TB-3636-DCH-W-SR Safari			
	with METAL Leg Option:	36"	36"	29"
	TB-3636-DCH-M-SQ Square			
	TB-3636-DCH-M-SS Square & Stem			
	TB-3636-DCH-M-D Diameter			
	TB-3636-DCH-M-DS Diameter & Stem			
	TB-3636-DCH-M-BO Balloon			
	TB-3636-DCH-MC-SQ Square with Casters			
	TB-3636-DCH-MC-SS Square & Stem with Casters			
	TB-3636-DCH-MC-D Diameter with Casters			
	TB-3636-DCH-MC-DS Diameter & Stem with Casters			

PRICE	DESCRIPTION
-------	-------------

Each Table Top is constructed using a 1 1/8" thick top with a Plastic Laminate top surface.

All Metal legs are coated electrostatically with an epoxy powder coat paint.

NOTES:

- * Table heights of 25" (children), 27" (youth), and 32" (wheelchair) are available by request.
- * Color of Metal Paint must be specified at the time of order.
- * Caster Leg options are recommended for Reading/Multipurpose Tables options and not meant to be used for stationary computer workstations.
- * For all tables with casters, only 2 legs will have casters, and the other legs will have levelers. This will create a "wheelbarrow" style of table which will ensure ease of mobility.
- * Color of the Caster Option must be specified at the time of order.


\$ 1,035
\$ 1,035
\$ 1,190
\$ 1,315
\$ 1,325

\$ 970
\$ 1,395
\$ 970
\$ 1,395
\$ 1,075
\$ 1,195
\$ 1,620
\$ 1,195
\$ 1,620


Edge Option:



Metal Leg Options:





Wood Leg Options:



"MC" Caster Option:
Available on all Metal Legs ONLY, with exception of the Balloon leg and Metal Bases.

KREATIONS

MODEL NUMBER	PRODUCT	WIDTH	DEPTH	HEIGHT	PRICE
 *Shown Above: TB-3636-AL-M-D  *Square Table Shape	Square Table, 36" Width, ALUMINUM Edge;	36"	36"	29"	
	with WOOD Leg Option:	36"	36"	29"	
	TB-3636-AL-W-SQ Square				\$ 920
	TB-3636-AL-W-SQR Square Radius				\$ 920
	TB-3636-AL-W-SQT Square Tapered				\$ 1,075
	TB-3636-AL-W-DT Diameter Tapered				\$ 1,205
	TB-3636-AL-W-SR Safari				\$ 1,210
	with METAL Leg Option:	36"	36"	29"	
	TB-3636-AL-M-SQ Square				\$ 855
	TB-3636-AL-M-SS Square & Stem				\$ 1,285
	TB-3636-AL-M-D Diameter				\$ 855
	TB-3636-AL-M-DS Diameter & Stem				\$ 1,285
	TB-3636-AL-M-BO Balloon				\$ 960
	TB-3636-AL-MC-SQ Square with Casters				\$ 1,080
	TB-3636-AL-MC-SS Square & Stem with Casters				\$ 1,505
	TB-3636-AL-MC-D Diameter with Casters				\$ 1,080
	TB-3636-AL-MC-DS Diameter & Stem with Casters				\$ 1,505
	TB-3636-AL-FP1 Flat Pedestal 19" H	36"	36"	19"	\$ 1,220
	TB-3636-AL-FP2 Flat Pedestal 29" H	36"	36"	29"	\$ 1,330
	TB-3636-AL-FP3 Flat Pedestal 42" H	36"	36"	42"	\$ 1,410
	TB-3636-AL-TP1 Trumpet 19" H	36"	36"	19"	\$ 940
	TB-3636-AL-TP2 Trumpet 29" H	36"	36"	29"	\$ 940
	TB-3636-AL-TP3 Trumpet 42" H	36"	36"	42"	\$ 1,310

DESCRIPTION

Each Table Top is constructed using a 1 1/8" thick top with a Plastic Laminate top surface.

All Metal legs are coated electrostatically with an epoxy powder coat paint.

NOTES:


- * Table heights of 25" (children), 27" (youth), and 32" (wheelchair) are available by request.
- * Color of Metal Paint must be specified at the time of order.
- * Caster Leg options are recommended for Reading/Multipurpose Tables options and not meant to be used for stationary computer workstations.
- * For all tables with casters legs, only 2 legs will have casters, and the other legs will have levelers. This will create a "wheelbarrow" style of table which will ensure ease of mobility.
- * Color of the Caster Option must be specified at the time of order.

Edge Option:






3mm Aluminum Edge *All table corners will be given a 6-inch radius for this edge option.

Metal Leg Options:





Wood Leg Options:










	MODEL NUMBER	PRODUCT	WIDTH	DEPTH	HEIGHT	PRICE	DESCRIPTION
 *Shown Above: TB-4242-AC-M-D  *Square Table Shape		Square Table, 42" Width,	42"	42"	29"		Each Table Top is constructed using a 1" thick top with a Plastic Laminate top surface.
		ACRYLIC Edge;					All Metal legs are coated electrostatically with an epoxy powder coat paint.
		with WOOD Leg Option:	42"	42"	29"		NOTES:
	TB-4242-AC-W-SQ	Square				\$ 905	* Table heights of 25" (children), 27" (youth), and 32" (wheelchair) are available by request.
	TB-4242-AC-W-SQR	Square Radius				\$ 905	* Color of Metal Paint must be specified at the time of order.
	TB-4242-AC-W-SQT	Square Tapered				\$ 1,055	* Caster Leg options are recommended for Reading/Multipurpose Tables options and not meant to be used for stationary computer workstations.
	TB-4242-AC-W-DT	Diameter Tapered				\$ 1,190	* For all tables with casters legs, only 2 legs will have casters, and the other legs will have levelers. This will create a "wheelbarrow" style of table which will ensure ease of mobility.
	TB-4242-AC-W-SR	Safari				\$ 1,195	* Color of the Caster Option must be specified at the time of order.
		with METAL Leg Option:	42"	42"	29"		
	TB-4242-AC-M-SQ	Square				\$ 840	
	TB-4242-AC-M-SS	Square & Stem				\$ 1,265	
	TB-4242-AC-M-D	Diameter				\$ 840	
	TB-4242-AC-M-DS	Diameter & Stem				\$ 1,265	
	TB-4242-AC-M-BO	Balloon				\$ 945	
	TB-4242-AC-MC-SQ	Square with Casters				\$ 1,065	
	TB-4242-AC-MC-SS	Square & Stem with Casters				\$ 1,490	
	TB-4242-AC-MC-D	Diameter with Casters				\$ 1,065	
	TB-4242-AC-MC-DS	Diameter & Stem with Casters				\$ 1,490	
	TB-4242-AC-FP1	Flat Pedestal 19" H	42"	42"	19"	\$ 1,395	
	TB-4242-AC-FP2	Flat Pedestal 29" H	42"	42"	29"	\$ 1,395	
	TB-4242-AC-FP3	Flat Pedestal 42" H	42"	42"	42"	\$ 1,470	
	TB-4242-AC-TP1	Trumpet 19" H	42"	42"	19"	\$ 1,115	
	TB-4242-AC-TP2	Trumpet 29" H	42"	42"	29"	\$ 1,115	
	TB-4242-AC-TP3	Trumpet 42" H	42"	42"	42"	\$ 1,295	

Edge Option:








"AC"
3mm Acrylic Edge

Metal Leg Options:







"M-SQ" Square 2"
"M-SS" Square Stem 2"
"M-D" Diameter 2"
"M-DS" Diameter Stem 2"
"M-BO" Balloon 2 1/2"
"FP" Flat Pedestal Base
"TP" Trumpet Base

Wood Leg Options:








"W-SQ" Square 2 3/8"
"W-SQR" Square Radius 2 3/8"
"W-SQT" Square Tapered 2 3/8"
"W-DT" Diameter Tapered 2 3/8"
"W-SR" Safari 2 3/8"




Black/Black
White/Grey
Silver/Orange
Mirror Finish/Grey

"MC" Caster Option:
Available on all Metal Legs ONLY, with exception of the Balloon leg and Metal Bases.

MODEL NUMBER	PRODUCT	WIDTH	DEPTH	HEIGHT
 <div><p>*Shown Above: TB-4242-SQ-M-D</p><p>*Square Table Shape</p></div>	Square Table, 42" Width, SQUARE Edge;	42"	42"	29"
	with WOOD Leg Option:	42"	42"	29"
	TB-4242-SQ-W-SQ Square			
	TB-4242-SQ-W-SQR Square Radius			
	TB-4242-SQ-W-SQT Square Tapered			
	TB-4242-SQ-W-DT Diameter Tapered			
	TB-4242-SQ-W-SR Safari			
	with METAL Leg Option:	42"	42"	29"
	TB-4242-SQ-M-SQ Square			
	TB-4242-SQ-M-SS Square & Stem			
	TB-4242-SQ-M-D Diameter			
	TB-4242-SQ-M-DS Diameter & Stem			
	TB-4242-SQ-M-BO Balloon			
	TB-4242-SQ-MC-SQ Square with Casters			
	TB-4242-SQ-MC-SS Square & Stem with Casters			
	TB-4242-SQ-MC-D Diameter with Casters			
	TB-4242-SQ-MC-DS Diameter & Stem with Casters			

PRICE	DESCRIPTION
	Each Table Top is constructed using a 1 1/8" thick top with a Plastic Laminate top surface.
	All Metal legs are coated electrostatically with an epoxy powder coat paint.
	NOTES: * Table heights of 25" (children), 27" (youth), and 32" (wheelchair) are available by request. * Color of Metal Paint must be specified at the time of order. * Caster Leg options are recommended for Reading/Multipurpose Tables options and not meant to be used for stationary computer workstations. * For all tables with casters, only 2 legs will have casters, and the other legs will have levelers. This will create a "wheelbarrow" style of table which will ensure ease of mobility. * Color of the Caster Option must be specified at the time of order.
\$ 1,035	Edge Option:  <p>"SQ" 1/4" Square Edge</p>
\$ 1,035	
\$ 1,185	
\$ 1,315	
\$ 1,325	
\$ 970	
\$ 1,395	
\$ 970	
\$ 1,395	
\$ 1,075	
\$ 1,195	Metal Leg Options:  <p>"M-SQ" Square 2" "M-SS" Square Stem 2" "M-D" Diameter 2" "M-DS" Diameter Stem 2" "M-BO" Balloon 2 1/2"</p>
\$ 1,620	
\$ 1,195	
\$ 1,620	
\$ 1,620	
	Wood Leg Options:  <p>"W-SQ" Square 2 3/8" "W-SQR" Square Radius 2 3/8" "W-SQT" Square Tapered 2 3/8" "W-DT" Diameter Tapered 2 3/8" "W-SR" Safari 2 3/8"</p>
	 <p>Black/Black White/Grey Silver/Orange Mirror Finish/Grey</p>

"MC" Caster Option:
Available on all Metal Legs ONLY, with exception of the Balloon leg and Metal Bases.


	MODEL NUMBER	PRODUCT	WIDTH	DEPTH	HEIGHT
 *Shown Above: TB-4242-DSQ-M-D		Square Table, 42" Width, DROPPED SQUARE Edge;	42"	42"	29"
	TB-4242-DSQ-W-SQ TB-4242-DSQ-W-SQR TB-4242-DSQ-W-SQT TB-4242-DSQ-W-DT TB-4242-DSQ-W-SR	with WOOD Leg Option: Square Square Radius Square Tapered Diameter Tapered Safari	42"	42"	29"
		with METAL Leg Option:	42"	42"	29"
	TB-4242-DSQ-M-SQ TB-4242-DSQ-M-SS TB-4242-DSQ-M-D TB-4242-DSQ-M-DS TB-4242-DSQ-M-BO TB-4242-DSQ-MC-SQ TB-4242-DSQ-MC-SS TB-4242-DSQ-MC-D TB-4242-DSQ-MC-DS	Square Square & Stem Diameter Diameter & Stem Balloon Square with Casters Square & Stem with Casters Diameter with Casters Diameter & Stem with Casters			

PRICE	DESCRIPTION
	Each Table Top is constructed using a 1 1/8" thick top with a Plastic Laminate top surface.
	All Metal legs are coated electrostatically with an epoxy powder coat paint.
	NOTES: * Table heights of 25" (children), 27" (youth), and 32" (wheelchair) are available by request. * Color of Metal Paint must be specified at the time of order. * Caster Leg options are recommended for Reading/Multipurpose Tables options and not meant to be used for stationary computer workstations. * For all tables with casters, only 2 legs will have casters, and the other legs will have levelers. This will create a "wheelbarrow" style of table which will ensure ease of mobility. * Color of the Caster Option must be specified at the time of order.
\$ 1,100 \$ 1,100 \$ 1,255 \$ 1,380 \$ 1,390	
\$ 1,035 \$ 1,460 \$ 1,035 \$ 1,460 \$ 1,140 \$ 1,265 \$ 1,685 \$ 1,265 \$ 1,685	

Edge Option:




Metal Leg Options:



Wood Leg Options:



KREATIONS


MODEL NUMBER	PRODUCT	WIDTH	DEPTH	HEIGHT
 <p>*Shown Above: TB-4242-DBN-M-D</p> <p>*Square Table Shape</p>	Square Table, 42" Width, DROPPED BULLNOSE Edge;	42"	42"	29"
	with WOOD Leg Option:	42"	42"	29"
	TB-4242-DBN-W-SQ Square			
	TB-4242-DBN-W-SQR Square Radius			
	TB-4242-DBN-W-SQT Square Tapered			
	TB-4242-DBN-W-DT Diameter Tapered			
	TB-4242-DBN-W-SR Safari			
	with METAL Leg Option:	42"	42"	29"
	TB-4242-DBN-M-SQ Square			
	TB-4242-DBN-M-SS Square & Stem			
	TB-4242-DBN-M-D Diameter			
	TB-4242-DBN-M-DS Diameter & Stem			
	TB-4242-DBN-M-BO Balloon			
	TB-4242-DBN-MC-SQ Square with Casters			
	TB-4242-DBN-MC-SS Square & Stem with Casters			
	TB-4242-DBN-MC-D Diameter with Casters			
	TB-4242-DBN-MC-DS Diameter & Stem with Casters			

PRICE	DESCRIPTION
	Each Table Top is constructed using a 1 1/8" thick top with a Plastic Laminate top surface.
	All Metal legs are coated electrostatically with an epoxy powder coat paint.
	NOTES:
\$ 1,110	* Table heights of 25" (children), 27" (youth), and 32" (wheelchair) are available by request.
\$ 1,110	* Color of Metal Paint must be specified at the time of order.
\$ 1,265	* Caster Leg options are recommended for Reading/Multipurpose Tables options and not meant to be used for stationary computer workstations.
\$ 1,395	* For all tables with casters, only 2 legs will have casters, and the other legs will have levelers. This will create a "wheelbarrow" style of table which will ensure ease of mobility.
\$ 1,400	* Color of the Caster Option must be specified at the time of order.
\$ 1,045	
\$ 1,475	
\$ 1,045	
\$ 1,475	
\$ 1,150	
\$ 1,275	
\$ 1,695	
\$ 1,275	
\$ 1,695	


Edge Option:





Metal Leg Options:








Wood Leg Options:








MODEL NUMBER	PRODUCT	WIDTH	DEPTH	HEIGHT
 *Shown Above: TB-4242-DCH-M-D	Square Table, 42" Width, DROPPED CHAMFERED Edge;	42"	42"	29"
	with WOOD Leg Option:	42"	42"	29"
	TB-4242-DCH-W-SQ Square			
	TB-4242-DCH-W-SQR Square Radius			
	TB-4242-DCH-W-SQT Square Tapered			
 *Square Table Shape	TB-4242-DCH-W-DT Diameter Tapered			
	TB-4242-DCH-W-SR Safari			
	with METAL Leg Option:	42"	42"	29"
	TB-4242-DCH-M-SQ Square			
	TB-4242-DCH-M-SS Square & Stem			
	TB-4242-DCH-M-D Diameter			
	TB-4242-DCH-M-DS Diameter & Stem			
	TB-4242-DCH-M-BO Balloon			
	TB-4242-DCH-MC-SQ Square with Casters			
	TB-4242-DCH-MC-SS Square & Stem with Casters			
	TB-4242-DCH-MC-D Diameter with Casters			
	TB-4242-DCH-MC-DS Diameter & Stem with Casters			

PRICE	DESCRIPTION
	Each Table Top is constructed using a 1 1/8" thick top with a Plastic Laminate top surface.
	All Metal legs are coated electrostatically with an epoxy powder coat paint.
	NOTES:
\$ 1,110	* Table heights of 25" (children), 27" (youth), and 32" (wheelchair) are available by request.
\$ 1,110	* Color of Metal Paint must be specified at the time of order.
\$ 1,265	* Caster Leg options are recommended for Reading/Multipurpose Tables options and not meant to be used for stationary computer workstations.
\$ 1,395	* For all tables with casters, only 2 legs will have casters, and the other legs will have levelers. This will create a "wheelbarrow" style of table which will ensure ease of mobility.
\$ 1,400	* Color of the Caster Option must be specified at the time of order.
	Edge Option:
	
\$ 1,045	"DCH"
\$ 1,475	5/8" Dropped Chamfered Edge
\$ 1,045	
\$ 1,475	
\$ 1,150	
\$ 1,275	
\$ 1,695	
\$ 1,275	
\$ 1,695	

Metal Leg Options:

				
"M-SQ" Square 2"	"M-SS" Square Stem 2"	"M-D" Diameter 2"	"M-DS" Diameter Stem 2"	"M-BO" Balloon 2 1/2"



Wood Leg Options:

				
"W-SQ" Square 2 3/8"	"W-SQR" Square Radius 2 3/8"	"W-SQT" Square Tapered 2 3/8"	"W-DT" Diameter Tapered 2 3/8"	"W-SR" Safari 2 3/8"

			
Black/ Black	White/ Grey	Silver/ Orange	Mirror Finish/ Grey

"MC" Caster Option:
Available on all Metal Legs ONLY, with exception of the Balloon leg and Metal Bases.

KREATIONS

	MODEL NUMBER	PRODUCT	WIDTH	DEPTH	HEIGHT	PRICE
 *Shown Above: TB-4848-AC-M-D		Square Table, 48" Width, ACRYLIC Edge;	48"	48"	29"	
	TB-4848-AC-W-SQ	with WOOD Leg Option: Square	48"	48"	29"	\$ 955
	TB-4848-AC-W-SQR	Square Radius				\$ 955
	TB-4848-AC-W-SQT	Square Tapered				\$ 1,110
	TB-4848-AC-W-DT	Diameter Tapered				\$ 1,235
 *Square Table Shape	TB-4848-AC-W-SR	Safari				\$ 1,240
		with METAL Leg Option:	48"	48"	29"	
	TB-4848-AC-M-SQ	Square				\$ 890
	TB-4848-AC-M-SS	Square & Stem				\$ 1,315
	TB-4848-AC-M-D	Diameter				\$ 890
	TB-4848-AC-M-DS	Diameter & Stem				\$ 1,315
	TB-4848-AC-M-BO	Balloon				\$ 995
	TB-4848-AC-MC-SQ	Square with Casters				\$ 1,115
	TB-4848-AC-MC-SS	Square & Stem with Casters				\$ 1,540
	TB-4848-AC-MC-D	Diameter with Casters				\$ 1,115
	TB-4848-AC-MC-DS	Diameter & Stem with Casters				\$ 1,540
	TB-4848-AC-FP1	Flat Pedestal 19" H	48"	48"	19"	\$ 1,765
	TB-4848-AC-FP2	Flat Pedestal 29" H	48"	48"	29"	\$ 1,765
	TB-4848-AC-FP3	Flat Pedestal 42" H	48"	48"	42"	\$ 1,840
	TB-4848-AC-TP1	Trumpet 19" H	48"	48"	19"	\$ 1,165
TB-4848-AC-TP2	Trumpet 29" H	48"	48"	29"	\$ 1,165	
TB-4848-AC-TP3	Trumpet 42" H	48"	48"	42"	\$ 1,345	



DESCRIPTION


Each Table Top is constructed using a 1" thick top with a Plastic Laminate top surface.

All Metal legs are coated electrostatically with an epoxy powder coat paint.

NOTES:

- * Table heights of 25" (children), 27" (youth), and 32" (wheelchair) are available by request.
- * Color of Metal Paint must be specified at the time of order.
- * Caster Leg options are recommended for Reading/Multipurpose Tables options and not meant to be used for stationary computer workstations.
- * For all tables with casters legs, only 2 legs will have casters, and the other legs will have levelers. This will create a "wheelbarrow" style of table which will ensure ease of mobility.
- * Color of the Caster Option must be specified at the time of order.



MODEL NUMBER	PRODUCT	WIDTH	DEPTH	HEIGHT
 <p>*Shown Above: TB-4848-SQ-M-D</p> <p>*Square Table Shape</p>	Square Table, 48" Width, SQUARE Edge;	48"	48"	29"
	with WOOD Leg Option:	48"	48"	29"
	TB-4848-SQ-W-SQ Square			
	TB-4848-SQ-W-SQR Square Radius			
	TB-4848-SQ-W-SQT Square Tapered			
	TB-4848-SQ-W-DT Diameter Tapered			
	TB-4848-SQ-W-SR Safari			
	with METAL Leg Option:	48"	48"	29"
	TB-4848-SQ-M-SQ Square			
	TB-4848-SQ-M-SS Square & Stem			
	TB-4848-SQ-M-D Diameter			
	TB-4848-SQ-M-DS Diameter & Stem			
	TB-4848-SQ-M-BO Balloon			
	TB-4848-SQ-MC-SQ Square with Casters			
	TB-4848-SQ-MC-SS Square & Stem with Casters			
	TB-4848-SQ-MC-D Diameter with Casters			
	TB-4848-SQ-MC-DS Diameter & Stem with Casters			

PRICE

DESCRIPTION

Each Table Top is constructed using a 1 1/8" thick top with a Plastic Laminate top surface.

All Metal legs are coated electrostatically with an epoxy powder coat paint.


NOTES:

- * Table heights of 25" (children), 27" (youth), and 32" (wheelchair) are available by request.
- * Color of Metal Paint must be specified at the time of order.
- * Caster Leg options are recommended for Reading/Multipurpose Tables options and not meant to be used for stationary computer workstations.
- * For all tables with casters, only 2 legs will have casters, and the other legs will have levelers. This will create a "wheelbarrow" style of table which will ensure ease of mobility.
- * Color of the Caster Option must be specified at the time of order.


Edge Option:




Metal Leg Options:







Wood Leg Options:



"MC" Caster Option:
Available on all Metal Legs ONLY, with exception of the Balloon leg and Metal Bases.

	MODEL NUMBER	PRODUCT	WIDTH	DEPTH	HEIGHT
 *Shown Above: TB-4848-DSQ-M-D		Square Table, 48" Width, DROPPED SQUARE Edge;	48"	48"	29"
	TB-4848-DSQ-W-SQ	with WOOD Leg Option: Square	48"	48"	29"
	TB-4848-DSQ-W-SQR	Square Radius			
	TB-4848-DSQ-W-SQT	Square Tapered			
	TB-4848-DSQ-W-DT	Diameter Tapered			
 *Square Table Shape	TB-4848-DSQ-W-SR	Safari			
		with METAL Leg Option:	48"	48"	29"
	TB-4848-DSQ-M-SQ	Square			
	TB-4848-DSQ-M-SS	Square & Stem			
	TB-4848-DSQ-M-D	Diameter			
	TB-4848-DSQ-M-DS	Diameter & Stem			
	TB-4848-DSQ-M-BO	Balloon			
	TB-4848-DSQ-MC-SQ	Square with Casters			
	TB-4848-DSQ-MC-SS	Square & Stem with Casters			
	TB-4848-DSQ-MC-D	Diameter with Casters			
	TB-4848-DSQ-MC-DS	Diameter & Stem with Casters			

PRICE	DESCRIPTION
	Each Table Top is constructed using a 1 1/8" thick top with a Plastic Laminate top surface.
	All Metal legs are coated electrostatically with an epoxy powder coat paint.
	NOTES: * Table heights of 25" (children), 27" (youth), and 32" (wheelchair) are available by request. * Color of Metal Paint must be specified at the time of order. * Caster Leg options are recommended for Reading/Multipurpose Tables options and not meant to be used for stationary computer workstations. * For all tables with casters, only 2 legs will have casters, and the other legs will have levelers. This will create a "wheelbarrow" style of table which will ensure ease of mobility. * Color of the Caster Option must be specified at the time of order.
\$ 1,190 \$ 1,190 \$ 1,345 \$ 1,470 \$ 1,475	Edge Option:  "DSQ" 3/4" Dropped Square Edge
\$ 1,125 \$ 1,545 \$ 1,125 \$ 1,545 \$ 1,225 \$ 1,350 \$ 1,775 \$ 1,350 \$ 1,775	Metal Leg Options:  "M-SQ" Square 2" "M-SS" Square Stem 2" "M-D" Diameter 2" "M-DS" Diameter Stem 2" "M-BO" Balloon 2 1/2"
	Wood Leg Options:  "W-SQ" Square 2 3/8" "W-SQR" Square Radius 2 3/8" "W-SQT" Square Tapered 2 3/8" "W-DT" Diameter Tapered 2 3/8" "W-SR" Safari 2 3/8"
	 Black/Black White/Grey Silver/Orange Mirror Finish/Grey "MC" Caster Option: Available on all Metal Legs ONLY, with exception of the Balloon leg and Metal Bases.


MODEL NUMBER	PRODUCT	WIDTH	DEPTH	HEIGHT
 *Shown Above: TB-4848-DBN-M-D	Square Table, 48" Width, DROPPED BULLNOSE Edge;	48"	48"	29"
	with WOOD Leg Option:	48"	48"	29"
	TB-4848-DBN-W-SQ Square			
	TB-4848-DBN-W-SQR Square Radius			
	TB-4848-DBN-W-SQT Square Tapered			
 *Square Table Shape	TB-4848-DBN-W-DT Diameter Tapered			
	TB-4848-DBN-W-SR Safari			
	with METAL Leg Option:	48"	48"	29"
	TB-4848-DBN-M-SQ Square			
	TB-4848-DBN-M-SS Square & Stem			
	TB-4848-DBN-M-D Diameter			
	TB-4848-DBN-M-DS Diameter & Stem			
	TB-4848-DBN-M-BO Balloon			
	TB-4848-DBN-MC-SQ Square with Casters			
	TB-4848-DBN-MC-SS Square & Stem with Casters			
	TB-4848-DBN-MC-D Diameter with Casters			
	TB-4848-DBN-MC-DS Diameter & Stem with Casters			

PRICE	DESCRIPTION
	Each Table Top is constructed using a 1 1/8" thick top with a Plastic Laminate top surface.
	All Metal legs are coated electrostatically with an epoxy powder coat paint.
	NOTES:
\$ 1,200	* Table heights of 25" (children), 27" (youth), and 32" (wheelchair) are available by request.
\$ 1,200	* Color of Metal Paint must be specified at the time of order.
\$ 1,350	* Caster Leg options are recommended for Reading/Multipurpose Tables options and not meant to be used for stationary computer workstations.
\$ 1,480	* For all tables with casters, only 2 legs will have casters, and the other legs will have levelers. This will create a "wheelbarrow" style of table which will ensure ease of mobility.
\$ 1,485	* Color of the Caster Option must be specified at the time of order.


Edge Option:



Metal Leg Options:




Wood Leg Options:



"MC" Caster Option:
Available on all Metal Legs ONLY, with exception of the Balloon leg and Metal Bases.

KREATIONS


MODEL NUMBER	PRODUCT	WIDTH	DEPTH	HEIGHT
 <div><p>*Shown Above: TB-4848-DCH-M-D</p><p>*Square Table Shape</p></div>	Square Table, 48" Width, DROPPED CHAMFERED Edge;	48"	48"	29"
	with WOOD Leg Option:	48"	48"	29"
	TB-4848-DCH-W-SQ Square			
	TB-4848-DCH-W-SQR Square Radius			
	TB-4848-DCH-W-SQT Square Tapered			
	TB-4848-DCH-W-DT Diameter Tapered			
	TB-4848-DCH-W-SR Safari			
	with METAL Leg Option:	48"	48"	29"
	TB-4848-DCH-M-SQ Square			
	TB-4848-DCH-M-SS Square & Stem			
	TB-4848-DCH-M-D Diameter			
	TB-4848-DCH-M-DS Diameter & Stem			
	TB-4848-DCH-M-BO Balloon			
	TB-4848-DCH-MC-SQ Square with Casters			
	TB-4848-DCH-MC-SS Square & Stem with Casters			
	TB-4848-DCH-MC-D Diameter with Casters			
	TB-4848-DCH-MC-DS Diameter & Stem with Casters			

PRICE	DESCRIPTION
	Each Table Top is constructed using a 1 1/8" thick top with a Plastic Laminate top surface.
	All Metal legs are coated electrostatically with an epoxy powder coat paint.
	NOTES:
\$ 1,200	* Table heights of 25" (children), 27" (youth), and 32" (wheelchair) are available by request.
\$ 1,200	* Color of Metal Paint must be specified at the time of order.
\$ 1,350	* Caster Leg options are recommended for Reading/Multipurpose Tables options and not meant to be used for stationary computer workstations.
\$ 1,480	* For all tables with casters, only 2 legs will have casters, and the other legs will have levelers. This will create a "wheelbarrow" style of table which will ensure ease of mobility.
\$ 1,485	* Color of the Caster Option must be specified at the time of order.
\$ 1,135	
\$ 1,555	
\$ 1,135	
\$ 1,555	
\$ 1,235	
\$ 1,360	
\$ 1,785	
\$ 1,360	
\$ 1,785	

Edge Option:





Metal Leg Options:





Wood Leg Options:



KREATIONS

	MODEL NUMBER	PRODUCT	WIDTH	DEPTH	HEIGHT	PRICE	DESCRIPTION
 *Shown Above: TB-4848-AL-M-D  *Square Table Shape		Square Table, 48" Width,	48"	48"	29"		Each Table Top is constructed using a 1 1/8" thick top with a Plastic Laminate top surface.
		ALUMINUM Edge;					All Metal legs are coated electrostatically with an epoxy powder coat paint.
		with WOOD Leg Option:	48"	48"	29"		NOTES:
	TB-4848-AL-W-SQ	Square				\$ 1,045	* Table heights of 25" (children), 27" (youth), and 32" (wheelchair) are available by request.
	TB-4848-AL-W-SQR	Square Radius				\$ 1,045	* Color of Metal Paint must be specified at the time of order.
	TB-4848-AL-W-SQT	Square Tapered				\$ 1,200	* Caster Leg options are recommended for Reading/Multipurpose Tables options and not meant to be used for stationary computer workstations.
	TB-4848-AL-W-DT	Diameter Tapered				\$ 1,330	* For all tables with casters legs, only 2 legs will have casters, and the other legs will have levelers. This will create a "wheelbarrow" style of table which will ensure ease of mobility.
	TB-4848-AL-W-SR	Safari				\$ 1,335	* Color of the Caster Option must be specified at the time of order.
		with METAL Leg Option:	48"	48"	29"		
	TB-4848-AL-M-SQ	Square				\$ 985	
	TB-4848-AL-M-SS	Square & Stem				\$ 1,405	
	TB-4848-AL-M-D	Diameter				\$ 985	
	TB-4848-AL-M-DS	Diameter & Stem				\$ 1,405	
	TB-4848-AL-M-BO	Balloon				\$ 1,085	
	TB-4848-AL-MC-SQ	Square with Casters				\$ 1,205	
	TB-4848-AL-MC-SS	Square & Stem with Casters				\$ 1,635	
	TB-4848-AL-MC-D	Diameter with Casters				\$ 1,205	
	TB-4848-AL-MC-DS	Diameter & Stem with Casters				\$ 1,635	
	TB-4848-AL-FP1	Flat Pedestal 19" H	48"	48"	19"	\$ 1,855	
	TB-4848-AL-FP2	Flat Pedestal 29" H	48"	48"	29"	\$ 1,855	
	TB-4848-AL-FP3	Flat Pedestal 42" H	48"	48"	42"	\$ 1,935	
	TB-4848-AL-TP1	Trumpet 19" H	48"	48"	19"	\$ 1,255	
	TB-4848-AL-TP2	Trumpet 29" H	48"	48"	29"	\$ 1,255	
	TB-4848-AL-TP3	Trumpet 42" H	48"	48"	42"	\$ 1,435	

Edge Option:










"AL"

3mm Aluminum Edge

*All table corners will be given a 6-inch radius for this edge option.

Metal Leg Options:



"M-SQ" Square 2"

"M-SS" Square Stem 2"

"M-D" Diameter 2"







"M-DS" Diameter Stem 2"

"M-BO" Balloon 2 1/2"

"FP" Flat Pedestal Base

"TP" Trumpet Base

Wood Leg Options:



"W-SQ" Square 2 3/8"

"W-SQR" Square Radius 2 3/8"

"W-SQT" Square Tapered 2 3/8"

"W-DT" Diameter Tapered 2 3/8"

"W-SR" Safari 2 3/8"



Black/Black

White/Grey

Silver/Orange

Mirror Finish/Grey

"MC" Caster Option:
Available on all Metal Legs ONLY, with exception of the Balloon leg and Metal Bases.

MODEL NUMBER	PRODUCT	WIDTH	DEPTH	HEIGHT
 *Shown Above: TB-3624-AC-M-D  *Rectangle Table Shape	Rectangle Table, 36" Width,	36"	24"	29"
	ACRYLIC Edge;			
	with WOOD Leg Option:	36"	24"	29"
	TB-3624-AC-W-SQ Square			
	TB-3624-AC-W-SQR Square Radius			
	TB-3624-AC-W-SQT Square Tapered			
	TB-3624-AC-W-DT Diameter Tapered			
	TB-3624-AC-W-SR Safari			
	with METAL Leg Option:	36"	24"	29"
	TB-3624-AC-M-SQ Square			
	TB-3624-AC-M-SS Square & Stem			
	TB-3624-AC-M-D Diameter			
	TB-3624-AC-M-DS Diameter & Stem			
	TB-3624-AC-M-BO Balloon			
	TB-3624-AC-MC-SQ Square with Casters			
	TB-3624-AC-MC-SS Square & Stem with Casters			
	TB-3624-AC-MC-D Diameter with Casters			
	TB-3624-AC-MC-DS Diameter & Stem with Casters			

PRICE

DESCRIPTION

Each Table Top is constructed using a 1" thick top with a Plastic Laminate top surface.

All Metal legs are coated electrostatically with an epoxy powder coat paint.


NOTES:

- * Table heights of 25" (children), 27" (youth), and 32" (wheelchair) are available by request.
- * Color of Metal Paint must be specified at the time of order.
- * Caster Leg options are recommended for Reading/Multipurpose Tables options and not meant to be used for stationary computer workstations.
- * For all tables with casters legs, only 2 legs will have casters, and the other legs will have levelers. This will create a "wheelbarrow" style of table which will ensure ease of mobility.
- * Color of the Caster Option must be specified at the time of order.


\$ 810
\$ 810
\$ 965
\$ 1,095
\$ 1,100

\$ 745
\$ 1,170
\$ 745
\$ 1,170
\$ 850
\$ 970
\$ 1,395
\$ 970
\$ 1,395


Edge Option:





Metal Leg Options:



Wood Leg Options:



"MC" Caster Option:
Available on all Metal Legs ONLY, with exception of the Balloon leg and Metal Bases.

MODEL NUMBER	PRODUCT	WIDTH	DEPTH	HEIGHT
 *Shown Above: TB-3624-SQ-M-D  *Rectangle Table Shape	Rectangle Table, 36" Width,	36"	24"	29"
	SQUARE Edge;			
	with WOOD Leg Option:	36"	24"	29"
	TB-3624-SQ-W-SQ Square			
	TB-3624-SQ-W-SQR Square Radius			
	TB-3624-SQ-W-SQT Square Tapered			
	TB-3624-SQ-W-DT Diameter Tapered			
	TB-3624-SQ-W-SR Safari			
	with METAL Leg Option:	36"	24"	29"
	TB-3624-SQ-M-SQ Square			
	TB-3624-SQ-M-SS Square & Stem			
	TB-3624-SQ-M-D Diameter			
	TB-3624-SQ-M-DS Diameter & Stem			
	TB-3624-SQ-M-BO Balloon			
	TB-3624-SQ-MC-SQ Square with Casters			
	TB-3624-SQ-MC-SS Square & Stem with Casters			
	TB-3624-SQ-MC-D Diameter with Casters			
	TB-3624-SQ-MC-DS Diameter & Stem with Casters			

PRICE

DESCRIPTION

Each Table Top is constructed using a 1 1/8" thick top with a Plastic Laminate top surface.

All Metal legs are coated electrostatically with an epoxy powder coat paint.

NOTES:

- * Table heights of 25" (children), 27" (youth), and 32" (wheelchair) are available by request.
- * Color of Metal Paint must be specified at the time of order.
- * Caster Leg options are recommended for Reading/Multipurpose Tables options and not meant to be used for stationary computer workstations.
- * For all tables with casters legs, only 2 legs will have casters, and the other legs will have levelers. This will create a "wheelbarrow" style of table which will ensure ease of mobility.
- * Color of the Caster Option must be specified at the time of order.


\$ 905
\$ 905
\$ 1,060
\$ 1,190
\$ 1,195

\$ 840
\$ 1,265
\$ 840
\$ 1,265
\$ 945
\$ 1,065
\$ 1,490
\$ 1,065
\$ 1,490

Edge Option:




Metal Leg Options:





Wood Leg Options:




"MC" Caster Option:
Available on all Metal Legs ONLY, with exception of the Balloon leg and Metal Bases.


	MODEL NUMBER	PRODUCT	WIDTH	DEPTH	HEIGHT
 *Shown Above: TB-3624-DSQ-M-D		Rectangle Table, 36" Width, DROPPED SQUARE Edge;	36"	24"	29"
	TB-3624-DSQ-W-SQ TB-3624-DSQ-W-SQR TB-3624-DSQ-W-SQT TB-3624-DSQ-W-DT TB-3624-DSQ-W-SR	with WOOD Leg Option: Square Square Radius Square Tapered Diameter Tapered Safari	36"	24"	29"
		with METAL Leg Option:	36"	24"	29"
	TB-3624-DSQ-M-SQ TB-3624-DSQ-M-SS TB-3624-DSQ-M-D TB-3624-DSQ-M-DS TB-3624-DSQ-M-BO TB-3624-DSQ-MC-SQ TB-3624-DSQ-MC-SS TB-3624-DSQ-MC-D TB-3624-DSQ-MC-DS	Square Square & Stem Diameter Diameter & Stem Balloon Square with Casters Square & Stem with Casters Diameter with Casters Diameter & Stem with Casters			



*Rectangle Table Shape


PRICE	DESCRIPTION
	Each Table Top is constructed using a 1 1/8" thick top with a Plastic Laminate top surface.
	All Metal legs are coated electrostatically with an epoxy powder coat paint.
	NOTES: * Table heights of 25" (children), 27" (youth), and 32" (wheelchair) are available by request. * Color of Metal Paint must be specified at the time of order. * Caster Leg options are recommended for Reading/Multipurpose Tables options and not meant to be used for stationary computer workstations. * For all tables with casters, only 2 legs will have casters, and the other legs will have levelers. This will create a "wheelbarrow" style of table which will ensure ease of mobility. * Color of the Caster Option must be specified at the time of order.
\$ 935 \$ 935 \$ 1,085 \$ 1,215 \$ 1,220	Edge Option:  "DSQ" 3/4" Dropped Square Edge
\$ 870 \$ 1,295 \$ 870 \$ 1,295 \$ 970 \$ 1,095 \$ 1,520 \$ 1,095 \$ 1,520	


Metal Leg Options:


"M-SQ"
Square
2"


"M-SS"
Square
Stem 2"


"M-D"
Diameter
2"



"M-DS"
Diameter
Stem 2"


"M-BO"
Balloon
2 1/2"

Wood Leg Options:


"W-SQ"
Square
2 3/8"


"W-SQR"
Square
Radius
2 3/8"


"W-SQT"
Square
Tapered
2 3/8"



"W-DT"
Diameter
Tapered
2 3/8"


"W-SR"
Safari
2 3/8"







Black/
Black White/
Grey Silver/
Orange Mirror Finish/
Grey

"MC" Caster Option:
Available on all Metal Legs ONLY, with
exception of the Balloon leg and Metal Bases.


MODEL NUMBER	PRODUCT	WIDTH	DEPTH	HEIGHT
 *Shown Above: TB-3624-DBN-M-D  *Rectangle Table Shape	Rectangle Table, 36" Width, DROPPED BULLNOSE Edge; with WOOD Leg Option:	36"	24"	29"
	TB-3624-DBN-W-SQ Square			
	TB-3624-DBN-W-SQR Square Radius			
	TB-3624-DBN-W-SQT Square Tapered			
	TB-3624-DBN-W-DT Diameter Tapered			
	TB-3624-DBN-W-SR Safari			
	with METAL Leg Option:	36"	24"	29"
	TB-3624-DBN-M-SQ Square			
	TB-3624-DBN-M-SS Square & Stem			
	TB-3624-DBN-M-D Diameter			
	TB-3624-DBN-M-DS Diameter & Stem			
	TB-3624-DBN-M-BO Balloon			
	TB-3624-DBN-MC-SQ Square with Casters			
	TB-3624-DBN-MC-SS Square & Stem with Casters			
	TB-3624-DBN-MC-D Diameter with Casters			
	TB-3624-DBN-MC-DS Diameter & Stem with Casters			

PRICE	DESCRIPTION
	Each Table Top is constructed using a 1 1/8" thick top with a Plastic Laminate top surface.
	All Metal legs are coated electrostatically with an epoxy powder coat paint.
	NOTES: * Table heights of 25" (children), 27" (youth), and 32" (wheelchair) are available by request. * Color of Metal Paint must be specified at the time of order. * Caster Leg options are recommended for Reading/Multipurpose Tables options and not meant to be used for stationary computer workstations. * For all tables with casters, only 2 legs will have casters, and the other legs will have levelers. This will create a "wheelbarrow" style of table which will ensure ease of mobility. * Color of the Caster Option must be specified at the time of order.
\$ 945	Edge Option:  "DBN" 3/4" Dropped Bullnoses Edge
\$ 945	
\$ 1,095	
\$ 1,225	
\$ 1,235	
\$ 880	
\$ 1,305	
\$ 880	
\$ 1,305	
\$ 985	
\$ 1,105	
\$ 1,530	
\$ 1,105	
\$ 1,530	





Metal Leg Options:



				
"M-SQ" Square 2"	"M-SS" Square Stem 2"	"M-D" Diameter 2"	"M-DS" Diameter Stem 2"	"M-BO" Balloon 2 1/2"

Wood Leg Options:


								
"W-SQ" Square 2 3/8"	"W-SQR" Square Radius 2 3/8"	"W-SQT" Square Tapered 2 3/8"	"W-DT" Diameter Tapered 2 3/8"	"W-SR" Safari 2 3/8"	Black/ Black	White/ Grey	Silver/ Orange	Mirror Finish/ Grey
					"MC" Caster Option: Available on all Metal Legs ONLY, with exception of the Balloon leg and Metal Bases.			


KREATIONS

	MODEL NUMBER	PRODUCT	WIDTH	DEPTH	HEIGHT	PRICE	DESCRIPTION
 *Shown Above: TB-3624-DCH-M-D  *Rectangle Table Shape		Rectangle Table, 36" Width, DROPPED CHAMFERED Edge; with WOOD Leg Option:	36"	24"	29"		Each Table Top is constructed using a 1 1/8" thick top with a Plastic Laminate top surface. All Metal legs are coated electrostatically with an epoxy powder coat paint. NOTES: * Table heights of 25" (children), 27" (youth), and 32" (wheelchair) are available by request. * Color of Metal Paint must be specified at the time of order. * Caster Leg options are recommended for Reading/Multipurpose Tables options and not meant to be used for stationary computer workstations. * For all tables with casters, only 2 legs will have casters, and the other legs will have levelers. This will create a "wheelbarrow" style of table which will ensure ease of mobility. * Color of the Caster Option must be specified at the time of order.
	TB-3624-DCH-W-SQ	Square	36"	24"	29"	\$ 945	
	TB-3624-DCH-W-SQR	Square Radius				\$ 945	
	TB-3624-DCH-W-SQT	Square Tapered				\$ 1,095	
	TB-3624-DCH-W-DT	Diameter Tapered				\$ 1,225	
	TB-3624-DCH-W-SR	Safari				\$ 1,235	
		with METAL Leg Option:	36"	24"	29"		
	TB-3624-DCH-M-SQ	Square				\$ 880	
	TB-3624-DCH-M-SS	Square & Stem				\$ 1,305	
	TB-3624-DCH-M-D	Diameter				\$ 880	
 "DCH" 5/8" Dropped Chamfered Edge	TB-3624-DCH-M-D	Diameter				\$ 1,305	
	TB-3624-DCH-M-DS	Diameter & Stem				\$ 985	
	TB-3624-DCH-M-BO	Balloon				\$ 1,105	
	TB-3624-DCH-MC-SQ	Square with Casters				\$ 1,530	
	TB-3624-DCH-MC-SS	Square & Stem with Casters				\$ 1,530	
	TB-3624-DCH-MC-D	Diameter with Casters				\$ 1,105	
	TB-3624-DCH-MC-DS	Diameter & Stem with Casters				\$ 1,530	
 "M-SQ" Square 2" "M-SS" Square Stem 2" "M-D" Diameter 2" "M-DS" Diameter Stem 2" "M-BO" Balloon 2 1/2"							
 "W-SQ" Square 2 3/8" "W-SQR" Square Radius 2 3/8" "W-SQT" Square Tapered 2 3/8" "W-DT" Diameter Tapered 2 3/8" "W-SR" Safari 2 3/8"							
 Black/Black White/Grey Silver/Orange Mirror Finish/Grey "MC" Caster Option: Available on all Metal Legs ONLY, with exception of the Balloon leg and Metal Bases.							


	MODEL NUMBER	PRODUCT	WIDTH	DEPTH	HEIGHT	PRICE	DESCRIPTION
 *Shown Above: TB-3624-AL-M-D  *Rectangle Table Shape		Rectangle Table, 36" Width,	36"	24"	29"		Each Table Top is constructed using a 1 1/8" thick top with a Plastic Laminate top surface.
		ALUMINUM Edge;					All Metal legs are coated electrostatically with an epoxy powder coat paint.
		with WOOD Leg Option:	36"	24"	29"		NOTES:
	TB-3624-AL-W-SQ	Square				\$ 885	* Table heights of 25" (children), 27" (youth), and 32" (wheelchair) are available by request.
	TB-3624-AL-W-SQR	Square Radius				\$ 885	* Color of Metal Paint must be specified at the time of order.
	TB-3624-AL-W-SQT	Square Tapered				\$ 1,035	* Caster Leg options are recommended for Reading/Multipurpose Tables options and not meant to be used for stationary computer workstations.
	TB-3624-AL-W-DT	Diameter Tapered				\$ 1,165	* For all tables with casters, only 2 legs will have casters, and the other legs will have levelers. This will create a "wheelbarrow" style of table which will ensure ease of mobility.
	TB-3624-AL-W-SR	Safari				\$ 1,170	* Color of the Caster Option must be specified at the time of order.
		with METAL Leg Option:	36"	24"	29"		
	TB-3624-AL-M-SQ	Square				\$ 820	
	TB-3624-AL-M-SS	Square & Stem				\$ 1,240	
	TB-3624-AL-M-D	Diameter				\$ 820	
	TB-3624-AL-M-DS	Diameter & Stem				\$ 1,240	
	TB-3624-AL-M-BO	Balloon				\$ 920	
	TB-3624-AL-MC-SQ	Square with Casters				\$ 1,045	
	TB-3624-AL-MC-SS	Square & Stem with Casters				\$ 1,470	
	TB-3624-AL-MC-D	Diameter with Casters				\$ 1,045	
	TB-3624-AL-MC-DS	Diameter & Stem with Casters				\$ 1,470	


Edge Option:



"AL"
3mm Aluminum Edge



*All table corners will be given a 6-inch radius for this edge option.


Metal Leg Options:


"M-SQ"
Square
2"



"M-SS"
Square
Stem 2"



"M-D"
Diameter
2"



"M-DS"
Diameter
Stem 2"



"M-BO"
Balloon
2 1/2"


Wood Leg Options:



"W-SQ"
Square
2 3/8"



"W-SQR"
Square
Radius
2 3/8"



"W-SQT"
Square
Tapered
2 3/8"



"W-DT"
Diameter
Tapered
2 3/8"


"W-SR"
Safari
2 3/8"




Black/
Black


White/
Grey


Silver/
Orange


Mirror Finish/
Grey

"MC" Caster Option:
Available on all Metal Legs ONLY, with exception of the Balloon leg and Metal Bases.


MODEL NUMBER	PRODUCT	WIDTH	DEPTH	HEIGHT	PRICE
<div><p>*Shown Above: TB-4824-AC-M-D</p><div></div><p>*Rectangle Table Shape</p></div>	Rectangle Table, 48" Width, 24" Depth	48"	24"	29"	
	ACRYLIC Edge;				
	with WOOD Leg Option:	48"	24"	29"	
	TB-4824-AC-W-SQ Square				\$ 840
	TB-4824-AC-W-SQR Square Radius				\$ 840
	TB-4824-AC-W-SQT Square Tapered				\$ 995
	TB-4824-AC-W-DT Diameter Tapered				\$ 1,125
	TB-4824-AC-W-SR Safari				\$ 1,130
	with METAL Leg Option:	48"	24"	29"	
	TB-4824-AC-M-SQ Square				\$ 780
	TB-4824-AC-M-SS Square & Stem				\$ 1,200
	TB-4824-AC-M-D Diameter				\$ 780
	TB-4824-AC-M-DS Diameter & Stem				\$ 1,200
	TB-4824-AC-M-BO Balloon				\$ 880
	TB-4824-AC-MC-SQ Square with Casters				\$ 1,000
	TB-4824-AC-MC-SS Square & Stem with Casters				\$ 1,425
	TB-4824-AC-MC-D Diameter with Casters				\$ 1,000
	TB-4824-AC-MC-DS Diameter & Stem with Casters				\$ 1,425
	Rectangle Table, 48" Width, 30" Depth	48"	30"	29"	
	ACRYLIC Edge;				
	with WOOD Leg Option:	48"	30"	29"	
	TB-4830-AC-W-SQ Square				\$ 870
	TB-4830-AC-W-SQR Square Radius				\$ 870
	TB-4830-AC-W-SQT Square Tapered				\$ 1,020
	TB-4830-AC-W-DT Diameter Tapered				\$ 1,150
	TB-4830-AC-W-SR Safari				\$ 1,160
	with METAL Leg Option:	48"	30"	29"	
	TB-4830-AC-M-SQ Square				\$ 805
	TB-4830-AC-M-SS Square & Stem				\$ 1,225
	TB-4830-AC-M-D Diameter				\$ 805
	TB-4830-AC-M-DS Diameter & Stem				\$ 1,225
	TB-4830-AC-M-BO Balloon				\$ 905
	TB-4830-AC-MC-SQ Square with Casters				\$ 1,030
	TB-4830-AC-MC-SS Square & Stem with Casters				\$ 1,455
	TB-4830-AC-MC-D Diameter with Casters				\$ 1,030
	TB-4830-AC-MC-DS Diameter & Stem with Casters				\$ 1,455



Each Table Top is constructed using a 1" thick top with a Plastic Laminate top surface.

All Metal legs are coated electrostatically with an epoxy powder coat paint.

NOTES:

- * Table heights of 25" (children), 27" (youth), and 32" (wheelchair) are available by request.
- * Color of Metal Paint must be specified at the time of order.
- * Caster Leg options are recommended for Reading/Multipurpose Tables options and not meant to be used for stationary computer workstations.
- * For all tables with casters legs, only 2 legs will have casters, and the other legs will have levelers. This will create a "wheelbarrow" style of table which will ensure ease of mobility.
- * Color of the Caster Option must be specified at the time of order.



MODEL NUMBER	PRODUCT	WIDTH	DEPTH	HEIGHT	PRICE
 *Shown Above: TB-4824-SQ-M-D  *Rectangle Table Shape	Rectangle Table, 48" Width, 24" Depth	48"	24"	29"	
	SQUARE Edge;				
	with WOOD Leg Option:	48"	24"	29"	
	TB-4824-SQ-W-SQ Square				\$ 955
	TB-4824-SQ-W-SQR Square Radius				\$ 955
	TB-4824-SQ-W-SQT Square Tapered				\$ 1,110
	TB-4824-SQ-W-DT Diameter Tapered				\$ 1,235
	TB-4824-SQ-W-SR Safari				\$ 1,240
	with METAL Leg Option:	48"	24"	29"	
	TB-4824-SQ-M-SQ Square				\$ 890
	TB-4824-SQ-M-SS Square & Stem				\$ 1,315
	TB-4824-SQ-M-D Diameter				\$ 890
	TB-4824-SQ-M-DS Diameter & Stem				\$ 1,315
	TB-4824-SQ-M-BO Balloon				\$ 995
	TB-4824-SQ-MC-SQ Square with Casters				\$ 1,115
	TB-4824-SQ-MC-SS Square & Stem with Casters				\$ 1,540
	TB-4824-SQ-MC-D Diameter with Casters				\$ 1,115
	TB-4824-SQ-MC-DS Diameter & Stem with Casters				\$ 1,540
	Rectangle Table, 48" Width, 30" Depth	48"	30"	29"	
	SQUARE Edge;				
	with WOOD Leg Option:	48"	30"	29"	
	TB-4830-SQ-W-SQ Square				\$ 995
	TB-4830-SQ-W-SQR Square Radius				\$ 995
	TB-4830-SQ-W-SQT Square Tapered				\$ 1,145
	TB-4830-SQ-W-DT Diameter Tapered				\$ 1,275
	TB-4830-SQ-W-SR Safari				\$ 1,280
	with METAL Leg Option:	48"	30"	29"	
	TB-4830-SQ-M-SQ Square				\$ 930
	TB-4830-SQ-M-SS Square & Stem				\$ 1,350
	TB-4830-SQ-M-D Diameter				\$ 930
	TB-4830-SQ-M-DS Diameter & Stem				\$ 1,350
	TB-4830-SQ-M-BO Balloon				\$ 1,030
	TB-4830-SQ-MC-SQ Square with Casters				\$ 1,155
	TB-4830-SQ-MC-SS Square & Stem with Casters				\$ 1,580
	TB-4830-SQ-MC-D Diameter with Casters				\$ 1,155
	TB-4830-SQ-MC-DS Diameter & Stem with Casters				\$ 1,580

DESCRIPTION

Each Table Top is constructed using a 1 1/8" thick top with a Plastic Laminate top surface.

All Metal legs are coated electrostatically with an epoxy powder coat paint.


NOTES:

- * Table heights of 25" (children), 27" (youth), and 32" (wheelchair) are available by request.
- * Color of Metal Paint must be specified at the time of order.
- * Caster Leg options are recommended for Reading/Multipurpose Tables options and not meant to be used for stationary computer workstations.
- * For all tables with casters legs, only 2 legs will have casters, and the other legs will have levelers. This will create a "wheelbarrow" style of table which will ensure ease of mobility.
- * Color of the Caster Option must be specified at the time of order.


Edge Option:





Metal Leg Options:



Wood Leg Options:



"MC" Caster Option:
Available on all Metal Legs ONLY, with exception of the Balloon leg and Metal Bases.

MODEL NUMBER	PRODUCT	WIDTH	DEPTH	HEIGHT	PRICE
 *Shown Above: TB-4824-DSQ-M-D  *Rectangle Table Shape	Rectangle Table, 48" Width, 24" Depth	48"	24"	29"	
	DROPPED SQUARE Edge;				
	with WOOD Leg Option:	48"	24"	29"	
	TB-4824-DSQ-W-SQ Square				\$ 1,015
	TB-4824-DSQ-W-SQR Square Radius				\$ 1,015
	TB-4824-DSQ-W-SQT Square Tapered				\$ 1,165
	TB-4824-DSQ-W-DT Diameter Tapered				\$ 1,295
	TB-4824-DSQ-W-SR Safari				\$ 1,300
	with METAL Leg Option:	48"	24"	29"	
	TB-4824-DSQ-M-SQ Square				\$ 950
	TB-4824-DSQ-M-SS Square & Stem				\$ 1,370
	TB-4824-DSQ-M-D Diameter				\$ 950
	TB-4824-DSQ-M-DS Diameter & Stem				\$ 1,370
	TB-4824-DSQ-M-BO Balloon				\$ 1,050
	TB-4824-DSQ-MC-SQ Square with Casters				\$ 1,175
	Rectangle Table, 48" Width, 30" Depth	48"	30"	29"	
	DROPPED SQUARE Edge;				
	with WOOD Leg Option:	48"	30"	29"	
	TB-4830-DSQ-W-SQ Square				\$ 1,055
	TB-4830-DSQ-W-SQR Square Radius				\$ 1,055
	TB-4830-DSQ-W-SQT Square Tapered				\$ 1,205
	TB-4830-DSQ-W-DT Diameter Tapered				\$ 1,335
	TB-4830-DSQ-W-SR Safari				\$ 1,345
	with METAL Leg Option:	48"	30"	29"	
	TB-4830-DSQ-M-SQ Square				\$ 990
	TB-4830-DSQ-M-SS Square & Stem				\$ 1,415
	TB-4830-DSQ-M-D Diameter				\$ 990
	TB-4830-DSQ-M-DS Diameter & Stem				\$ 1,415
	TB-4830-DSQ-M-BO Balloon				\$ 1,095
	TB-4830-DSQ-MC-SQ Square with Casters				\$ 1,220


DESCRIPTION



Each Table Top is constructed using a 1 1/8" thick top with a Plastic Laminate top surface.

All Metal legs are coated electrostatically with an epoxy powder coat paint.

NOTES:

- * Table heights of 25" (children), 27" (youth), and 32" (wheelchair) are available by request.
- * Color of Metal Paint must be specified at the time of order.
- * Caster Leg options are recommended for Reading/Multipurpose Tables options and not meant to be used for stationary computer workstations.
- * For all tables with casters legs, only 2 legs will have casters, and the other legs will have levelers. This will create a "wheelbarrow" style of table which will ensure ease of mobility.
- * Color of the Caster Option must be specified at the time of order.



MODEL NUMBER	PRODUCT	WIDTH	DEPTH	HEIGHT
 *Shown Above: TB-4824-DBN-M-D  *Rectangle Table Shape	Rectangle Table, 48" Width, 24" Depth	48"	24"	29"
	DROPPED BULLNOSE Edge;			
	with WOOD Leg Option:	48"	24"	29"
	TB-4824-DBN-W-SQ Square			
	TB-4824-DBN-W-SQR Square Radius			
	TB-4824-DBN-W-SQT Square Tapered			
	TB-4824-DBN-W-DT Diameter Tapered			
	TB-4824-DBN-W-SR Safari			
	with METAL Leg Option:	48"	24"	29"
	TB-4824-DBN-M-SQ Square			
	TB-4824-DBN-M-SS Square & Stem			
	TB-4824-DBN-M-D Diameter			
	TB-4824-DBN-M-DS Diameter & Stem			
	TB-4824-DBN-M-BO Balloon			
	TB-4824-DBN-MC-SQ Square with Casters			
	TB-4824-DBN-MC-SS Square & Stem with Casters			
	TB-4824-DBN-MC-D Diameter with Casters			
	TB-4824-DBN-MC-DS Diameter & Stem with Casters			
	Rectangle Table, 48" Width, 30" Depth	48"	30"	29"
	DROPPED BULLNOSE Edge;			
	with WOOD Leg Option:	48"	30"	29"
	TB-4830-DBN-W-SQ Square			
	TB-4830-DBN-W-SQR Square Radius			
	TB-4830-DBN-W-SQT Square Tapered			
	TB-4830-DBN-W-DT Diameter Tapered			
	TB-4830-DBN-W-SR Safari			
	with METAL Leg Option:	48"	30"	29"
	TB-4830-DBN-M-SQ Square			
	TB-4830-DBN-M-SS Square & Stem			
	TB-4830-DBN-M-D Diameter			
	TB-4830-DBN-M-DS Diameter & Stem			
	TB-4830-DBN-M-BO Balloon			
	TB-4830-DBN-MC-SQ Square with Casters			
	TB-4830-DBN-MC-SS Square & Stem with Casters			
	TB-4830-DBN-MC-D Diameter with Casters			
	TB-4830-DBN-MC-DS Diameter & Stem with Casters			

PRICEDESCRIPTION

Each Table Top is constructed using a 1 1/8" thick top with a Plastic Laminate top surface.

All Metal legs are coated electrostatically with an epoxy powder coat paint.

NOTES:

- * Table heights of 25" (children), 27" (youth), and 32" (wheelchair) are available by request.
- * Color of Metal Paint must be specified at the time of order.
- * Caster Leg options are recommended for Reading/Multipurpose Tables options and not meant to be used for stationary computer workstations.
- * For all tables with casters legs, only 2 legs will have casters, and the other legs will have levelers. This will create a "wheelbarrow" style of table which will ensure ease of mobility.
- * Color of the Caster Option must be specified at the time of order.


\$ 1,025
\$ 1,025
\$ 1,175
\$ 1,305
\$ 1,315

\$ 960
\$ 1,380
\$ 960
\$ 1,380
\$ 1,065
\$ 1,185
\$ 1,610
\$ 1,185
\$ 1,610


Edge Option:





Metal Leg Options:




Wood Leg Options:




	MODEL NUMBER	PRODUCT	WIDTH	DEPTH	HEIGHT	PRICE	DESCRIPTION
		Rectangle Table, 48" Width, 24" Depth	48"	24"	29"		Each Table Top is constructed using a 1 1/8" thick top with a Plastic Laminate top surface.
		DROPPED CHAMFERED Edge;					All Metal legs are coated electrostatically with an epoxy powder coat paint.
		with WOOD Leg Option:	48"	24"	29"		NOTES: * Table heights of 25" (children), 27" (youth), and 32" (wheelchair) are available by request. * Color of Metal Paint must be specified at the time of order. * Caster Leg options are recommended for Reading/Multipurpose Tables options and not meant to be used for stationary computer workstations. * For all tables with casters legs, only 2 legs will have casters, and the other legs will have levelers. This will create a "wheelbarrow" style of table which will ensure ease of mobility. * Color of the Caster Option must be specified at the time of order.
		Square				\$ 1,025	
	TB-4824-DCH-W-SQ	Square Radius				\$ 1,025	
	TB-4824-DCH-W-SQR	Square Tapered				\$ 1,175	
	TB-4824-DCH-W-SQT	Diameter Tapered				\$ 1,305	
	TB-4824-DCH-W-DT	Safari				\$ 1,315	
	TB-4824-DCH-W-SR						
		with METAL Leg Option:	48"	24"	29"		
	TB-4824-DCH-M-SQ	Square				\$ 960	
	TB-4824-DCH-M-SS	Square & Stem				\$ 1,380	
	TB-4824-DCH-M-D	Diameter				\$ 960	
	TB-4824-DCH-M-DS	Diameter & Stem				\$ 1,380	
	TB-4824-DCH-M-BO	Balloon				\$ 1,065	
	TB-4824-DCH-MC-SQ	Square with Casters				\$ 1,185	
	TB-4824-DCH-MC-SS	Square & Stem with Casters				\$ 1,610	
	TB-4824-DCH-MC-D	Diameter with Casters				\$ 1,185	
	TB-4824-DCH-MC-DS	Diameter & Stem with Casters				\$ 1,610	
		Rectangle Table, 48" Width, 30" Depth	48"	30"	29"		
		DROPPED CHAMFERED Edge;					
		with WOOD Leg Option:	48"	30"	29"		
	TB-4830-DCH-W-SQ	Square				\$ 1,065	
	TB-4830-DCH-W-SQR	Square Radius				\$ 1,065	
	TB-4830-DCH-W-SQT	Square Tapered				\$ 1,220	
	TB-4830-DCH-W-DT	Diameter Tapered				\$ 1,350	
	TB-4830-DCH-W-SR	Safari				\$ 1,355	
		with METAL Leg Option:	48"	30"	29"		
	TB-4830-DCH-M-SQ	Square				\$ 1,000	
	TB-4830-DCH-M-SS	Square & Stem				\$ 1,425	
	TB-4830-DCH-M-D	Diameter				\$ 1,000	
	TB-4830-DCH-M-DS	Diameter & Stem				\$ 1,425	
	TB-4830-DCH-M-BO	Balloon				\$ 1,105	
	TB-4830-DCH-MC-SQ	Square with Casters				\$ 1,230	
	TB-4830-DCH-MC-SS	Square & Stem with Casters				\$ 1,650	
	TB-4830-DCH-MC-D	Diameter with Casters				\$ 1,230	
	TB-4830-DCH-MC-DS	Diameter & Stem with Casters				\$ 1,650	

Edge Option:




"DCH"
5/8" Dropped Chamfered Edge

Metal Leg Options:




"M-SQ" Square 2"
"M-SS" Square Stem 2"
"M-D" Diameter 2"
"M-DS" Diameter Stem 2"
"M-BO" Balloon 2 1/2"

Wood Leg Options:





"W-SQ" Square 2 3/8"
"W-SQR" Square Radius 2 3/8"
"W-SQT" Square Tapered 2 3/8"
"W-DT" Diameter Tapered 2 3/8"
"W-SR" Safari 2 3/8"


"MC" Caster Option:
Available on all Metal Legs ONLY, with exception of the Balloon leg and Metal Bases.



Black/Black White/Grey Silver/Orange Mirror Finish/Grey

	MODEL NUMBER	PRODUCT	WIDTH	DEPTH	HEIGHT	PRICE	DESCRIPTION
<div><p>*Shown Above: TB-4824-AL-M-D</p><div><p>*Rectangle Table Shape</p></div></div>		Rectangle Table, 48" Width, 24" Depth	48"	24"	29"		Each Table Top is constructed using a 1 1/8" thick top with a Plastic Laminate top surface.
		ALUMINUM Edge;					All Metal legs are coated electrostatically with an epoxy powder coat paint.
		with WOOD Leg Option:	48"	24"	29"		NOTES:
	TB-4824-AL-W-SQ	Square				\$ 910	* Table heights of 25" (children), 27" (youth), and 32" (wheelchair) are available by request.
	TB-4824-AL-W-SQR	Square Radius				\$ 910	* Color of Metal Paint must be specified at the time of order.
	TB-4824-AL-W-SQT	Square Tapered				\$ 1,065	* Caster Leg options are recommended for Reading/Multipurpose Tables options and not meant to be used for stationary computer workstations.
	TB-4824-AL-W-DT	Diameter Tapered				\$ 1,185	* For all tables with casters legs, only 2 legs will have casters, and the other legs will have levelers. This will create a "wheelbarrow" style of table which will ensure ease of mobility.
	TB-4824-AL-W-SR	Safari				\$ 1,195	* Color of the Caster Option must be specified at the time of order.
		with METAL Leg Option:	48"	24"	29"		
	TB-4824-AL-M-SQ	Square				\$ 845	
	TB-4824-AL-M-SS	Square & Stem				\$ 1,270	
	TB-4824-AL-M-D	Diameter				\$ 845	
	TB-4824-AL-M-DS	Diameter & Stem				\$ 1,270	
	TB-4824-AL-M-BO	Balloon				\$ 950	
	TB-4824-AL-MC-SQ	Square with Casters				\$ 1,070	
	TB-4824-AL-MC-SS	Square & Stem with Casters				\$ 1,495	
	TB-4824-AL-MC-D	Diameter with Casters				\$ 1,070	
	TB-4824-AL-MC-DS	Diameter & Stem with Casters				\$ 1,495	
			Rectangle Table, 48" Width, 30" Depth	48"	30"	29"	
	ALUMINUM Edge;						
	with WOOD Leg Option:	48"	30"	29"			
TB-4830-AL-W-SQ	Square				\$ 945		
TB-4830-AL-W-SQR	Square Radius				\$ 945		
TB-4830-AL-W-SQT	Square Tapered				\$ 1,095		
TB-4830-AL-W-DT	Diameter Tapered				\$ 1,225		
TB-4830-AL-W-SR	Safari				\$ 1,235		
	with METAL Leg Option:	48"	30"	29"			
TB-4830-AL-M-SQ	Square				\$ 880		
TB-4830-AL-M-SS	Square & Stem				\$ 1,300		
TB-4830-AL-M-D	Diameter				\$ 880		
TB-4830-AL-M-DS	Diameter & Stem				\$ 1,300		
TB-4830-AL-M-BO	Balloon				\$ 985		
TB-4830-AL-MC-SQ	Square with Casters				\$ 1,105		
TB-4830-AL-MC-SS	Square & Stem with Casters				\$ 1,530		
TB-4830-AL-MC-D	Diameter with Casters				\$ 1,105		
TB-4830-AL-MC-DS	Diameter & Stem with Casters				\$ 1,530		

Edge Option:




"AL"


3mm Aluminum Edge

*All table corners will be given a 6-inch radius for this edge option.


Metal Leg Options:




"M-SQ"
Square
2"




"M-SS"
Square
Stem 2"



"M-D"
Diameter
2"




"M-DS"
Diameter
Stem 2"




"M-BO"
Balloon
2 1/2"


Wood Leg Options:




"W-SQ"
Square
2 3/8"




"W-SQR"
Square
Radius
2 3/8"




"W-SQT"
Square
Tapered
2 3/8"




"W-DT"
Diameter
Tapered
2 3/8"




"W-SR"
Safari
2 3/8"




Black/
Black



White/
Grey





















Silver/
Orange



Mirror Finish/
Grey

"MC" Caster Option:
Available on all Metal Legs ONLY, with exception of the Balloon leg and Metal Bases.

MODEL NUMBER	PRODUCT	WIDTH	DEPTH	HEIGHT	PRICE	DESCRIPTION
<div><p>*Shown Above: TB-6024-AC-M-D</p><div></div><p>*Rectangle Table Shape</p></div>	Rectangle Table, 60" Width, 24" Depth	60"	24"	29"		Each Table Top is constructed using a 1" thick top with a Plastic Laminate top surface.
	ACRYLIC Edge;					All Metal legs are coated electrostatically with an epoxy powder coat paint.
	with WOOD Leg Option:	60"	24"	29"		NOTES:
	TB-6024-AC-W-SQ Square				\$ 870	* Table heights of 25" (children), 27" (youth), and 32" (wheelchair) are available by request.
	TB-6024-AC-W-SQR Square Radius				\$ 870	* Color of Metal Paint must be specified at the time of order.
	TB-6024-AC-W-SQT Square Tapered				\$ 1,020	* Caster Leg options are recommended for Reading/Multipurpose Tables options and not meant to be used for stationary computer workstations.
	TB-6024-AC-W-DT Diameter Tapered				\$ 1,150	* For all tables with casters, only 2 legs will have casters, and the other legs will have levelers. This will create a "wheelbarrow" style of table which will ensure ease of mobility.
	TB-6024-AC-W-SR Safari				\$ 1,160	* Color of the Caster Option must be specified at the time of order.
	with METAL Leg Option:	60"	24"	29"		* For the Flip OR Fold Leg option, one T base leg comes with 2 hidden casters as shown in the image below.
	TB-6024-AC-M-SQ Square				\$ 805	Edge Option:
	TB-6024-AC-M-SS Square & Stem				\$ 1,225	
	TB-6024-AC-M-D Diameter				\$ 805	<div></div> <p>"AC" 3mm Acrylic Edge</p>
	TB-6024-AC-M-DS Diameter & Stem				\$ 1,225	
	TB-6024-AC-M-BO Balloon				\$ 905	Metal Leg Options:
	TB-6024-AC-MC-SQ Square with Casters				\$ 1,030	
	TB-6024-AC-MC-SS Square & Stem with Casters				\$ 1,455	<div></div> <p>"M-SQ" Square 2" "M-SS" Square Stem 2" "M-D" Diameter 2" "M-DS" Diameter Stem 2" "M-BO" Balloon 2 1/2" "FL" or "FD" Flip OR Fold Leg</p>
	TB-6024-AC-MC-D Diameter with Casters				\$ 1,030	
	TB-6024-AC-MC-DS Diameter & Stem with Casters				\$ 1,455	Wood Leg Options:
	TB-6024-AC-FL Flip Leg (for Nesting Tables)				\$ 1,720	
	TB-6024-AC-FD Folding Leg				\$ 1,720	<div></div> <p>"W-SQ" Square 2 3/8" "W-SQR" Square Radius 2 3/8" "W-SQT" Square Tapered 2 3/8" "W-DT" Diameter Tapered 2 3/8" "W-SR" Safari 2 3/8" Black/Black White/Grey Silver/Orange Mirror Finish/Grey</p>
	Rectangle Table, 60" Width, 30" Depth	60"	30"	29"		"MC" Caster Option: Available on all Metal Legs ONLY, with exception of the Balloon leg and Metal Bases.
	ACRYLIC Edge;					
	with WOOD Leg Option:	60"	30"	29"		
	TB-6030-AC-W-SQ Square				\$ 985	
	TB-6030-AC-W-SQR Square Radius				\$ 985	
	TB-6030-AC-W-SQT Square Tapered				\$ 1,135	
	TB-6030-AC-W-DT Diameter Tapered				\$ 1,265	
	TB-6030-AC-W-SR Safari				\$ 1,270	
	with METAL Leg Option:	60"	30"	29"		
	TB-6030-AC-M-SQ Square				\$ 920	
	TB-6030-AC-M-SS Square & Stem				\$ 1,340	
	TB-6030-AC-M-D Diameter				\$ 920	
	TB-6030-AC-M-DS Diameter & Stem				\$ 1,340	
	TB-6030-AC-M-BO Balloon				\$ 1,020	
	TB-6030-AC-MC-SQ Square with Casters				\$ 1,140	
	TB-6030-AC-MC-SS Square & Stem with Casters				\$ 1,570	
	TB-6030-AC-MC-D Diameter with Casters				\$ 1,140	
	TB-6030-AC-MC-DS Diameter & Stem with Casters				\$ 1,570	
	TB-6030-AC-FL Flip Leg (for Nesting Tables)				\$ 1,770	
	TB-6030-AC-FD Folding Leg				\$ 1,770	

MODEL NUMBER	PRODUCT	WIDTH	DEPTH	HEIGHT
 *Shown Above: TB-6024-AC-M-D  *Rectangle Table Shape	Rectangle Table, 60" Width, 36" Depth	60"	36"	29"
	ACRYLIC Edge;			
	with WOOD Leg Option:	60"	36"	29"
	TB-6036-AC-W-SQ Square			
	TB-6036-AC-W-SQR Square Radius			
	TB-6036-AC-W-SQT Square Tapered			
	TB-6036-AC-W-DT Diameter Tapered			
	TB-6036-AC-W-SR Safari			
	with METAL Leg Option:	60"	36"	29"
	TB-6036-AC-M-SQ Square			
	TB-6036-AC-M-SS Square & Stem			
	TB-6036-AC-M-D Diameter			
	TB-6036-AC-M-DS Diameter & Stem			
	TB-6036-AC-M-BO Balloon			
	TB-6036-AC-MC-SQ Square with Casters			
	TB-6036-AC-MC-SS Square & Stem with Casters			
	TB-6036-AC-MC-D Diameter with Casters			
	TB-6036-AC-MC-DS Diameter & Stem with Casters			
	TB-6036-AC-FL Flip Leg (for Nesting Tables)			
	TB-6036-AC-FD Folding Leg			

PRICE

DESCRIPTION

Each Table Top is constructed using a 1" thick top with a Plastic Laminate top surface.

All Metal legs are coated electrostatically with an epoxy powder coat paint.


NOTES:

- * Table heights of 25" (children), 27" (youth), and 32" (wheelchair) are available by request.
- * Color of Metal Paint must be specified at the time of order.
- * Caster Leg options are recommended for Reading/Multipurpose Tables options and not meant to be used for stationary computer workstations.
- * For all tables with casters, only 2 legs will have casters, and the other legs will have levelers. This will create a "wheelbarrow" style of table which will ensure ease of mobility.
- * Color of the Caster Option must be specified at the time of order.
- * For the Flip OR Fold Leg option, one T base leg comes with 2 hidden casters as shown in the image below.


\$ 1,015
\$ 1,015
\$ 1,170
\$ 1,295
\$ 1,650

\$ 950
\$ 1,380
\$ 950
\$ 1,380
\$ 1,055
\$ 1,180
\$ 1,600
\$ 1,180
\$ 1,600
\$ 1,805
\$ 1,805

Edge Option:





Metal Leg Options:



Wood Leg Options:



KREATIONS

MODEL NUMBER	PRODUCT	WIDTH	DEPTH	HEIGHT	PRICE
 *Shown Above: TB-6024-SQ-M-D  *Rectangle Table Shape	Rectangle Table, 60" Width, 24" Depth	60"	24"	29"	
	SQUARE Edge;				
	with WOOD Leg Option:	60"	24"	29"	
	TB-6024-SQ-W-SQ Square				\$ 1,005
	TB-6024-SQ-W-SQR Square Radius				\$ 1,005
	TB-6024-SQ-W-SQT Square Tapered				\$ 1,160
	TB-6024-SQ-W-DT Diameter Tapered				\$ 1,285
	TB-6024-SQ-W-SR Safari				\$ 1,290
	with METAL Leg Option:	60"	24"	29"	
	TB-6024-SQ-M-SQ Square				\$ 940
	TB-6024-SQ-M-SS Square & Stem				\$ 1,365
	TB-6024-SQ-M-D Diameter				\$ 940
	TB-6024-SQ-M-DS Diameter & Stem				\$ 1,365
	TB-6024-SQ-M-BO Balloon				\$ 1,045
	TB-6024-SQ-MC-SQ Square with Casters				\$ 1,165
	TB-6024-SQ-MC-SS Square & Stem with Casters				\$ 1,590
	TB-6024-SQ-MC-D Diameter with Casters				\$ 1,165
	TB-6024-SQ-MC-DS Diameter & Stem with Casters				\$ 1,590
	Rectangle Table, 60" Width, 30" Depth	60"	30"	29"	
	SQUARE Edge;				
	with WOOD Leg Option:	60"	30"	29"	
	TB-6030-SQ-W-SQ Square				\$ 1,125
	TB-6030-SQ-W-SQR Square Radius				\$ 1,125
	TB-6030-SQ-W-SQT Square Tapered				\$ 1,275
	TB-6030-SQ-W-DT Diameter Tapered				\$ 1,405
	TB-6030-SQ-W-SR Safari				\$ 1,410
	with METAL Leg Option:	60"	30"	29"	
	TB-6030-SQ-M-SQ Square				\$ 1,060
	TB-6030-SQ-M-SS Square & Stem				\$ 1,485
	TB-6030-SQ-M-D Diameter				\$ 1,060
	TB-6030-SQ-M-DS Diameter & Stem				\$ 1,485
	TB-6030-SQ-M-BO Balloon				\$ 1,160
	TB-6030-SQ-MC-SQ Square with Casters				\$ 1,285
	TB-6030-SQ-MC-SS Square & Stem with Casters				\$ 1,710
	TB-6030-SQ-MC-D Diameter with Casters				\$ 1,285
	TB-6030-SQ-MC-DS Diameter & Stem with Casters				\$ 1,710
	TB-6030-SQ-FL Flip Leg (for Nesting Tables)				\$ 1,915
	TB-6030-SQ-FD Folding Leg				\$ 1,915

DESCRIPTION

Each Table Top is constructed using a 1 1/8" thick top with a Plastic Laminate top surface.

All Metal legs are coated electrostatically with an epoxy powder coat paint.


NOTES:

- * Table heights of 25" (children), 27" (youth), and 32" (wheelchair) are available by request.
- * Color of Metal Paint must be specified at the time of order.
- * Caster Leg options are recommended for Reading/Multipurpose Tables options and not meant to be used for stationary computer workstations.
- * For all tables with casters legs, only 2 legs will have casters, and the other legs will have levelers. This will create a "wheelbarrow" style of table which will ensure ease of mobility.
- * Color of the Caster Option must be specified at the time of order.
- * For the Flip OR Fold Leg option, one T base leg comes with 2 hidden casters as shown in the image below.

Edge Option:





Metal Leg Options:



Wood Leg Options:



"MC" Caster Option:
Available on all Metal Legs ONLY, with exception of the Balloon leg and Metal Bases.

MODEL NUMBER	PRODUCT	WIDTH	DEPTH	HEIGHT	PRICE
 *Shown Above: TB-6024-SQ-M-D  *Rectangle Table Shape	Rectangle Table, 60" Width, 36" Depth	60"	36"	29"	
	SQUARE Edge;				
	with WOOD Leg Option:	60"	36"	29"	
	TB-6036-SQ-W-SQ Square				\$ 1,170
	TB-6036-SQ-W-SQR Square Radius				\$ 1,170
	TB-6036-SQ-W-SQT Square Tapered				\$ 1,320
	TB-6036-SQ-W-DT Diameter Tapered				\$ 1,450
	TB-6036-SQ-W-SR Safari				\$ 1,460
	with METAL Leg Option:	60"	36"	29"	
	TB-6036-SQ-M-SQ Square				\$ 1,105
	TB-6036-SQ-M-SS Square & Stem				\$ 1,530
	TB-6036-SQ-M-D Diameter				\$ 1,105
	TB-6036-SQ-M-DS Diameter & Stem				\$ 1,530
	TB-6036-SQ-M-BO Balloon				\$ 1,205
	TB-6036-SQ-MC-SQ Square with Casters				\$ 1,330
	TB-6036-SQ-MC-SS Square & Stem with Casters				\$ 1,755
	TB-6036-SQ-MC-D Diameter with Casters				\$ 1,330
	TB-6036-SQ-MC-DS Diameter & Stem with Casters				\$ 1,755
	TB-6036-SQ-FL Flip Leg (for Nesting Tables)				\$ 1,960
	TB-6036-SQ-FD Folding Leg				\$ 1,960


DESCRIPTION



Each Table Top is constructed using a 1 1/8" thick top with a Plastic Laminate top surface.

All Metal legs are coated electrostatically with an epoxy powder coat paint.

NOTES:

- * Table heights of 25" (children), 27" (youth), and 32" (wheelchair) are available by request.
- * Color of Metal Paint must be specified at the time of order.
- * Caster Leg options are recommended for Reading/Multipurpose Tables options and not meant to be used for stationary computer workstations.
- * For all tables with casters legs, only 2 legs will have casters, and the other legs will have levelers. This will create a "wheelbarrow" style of table which will ensure ease of mobility.
- * Color of the Caster Option must be specified at the time of order.
- * For the Flip OR Fold Leg option, one T base leg comes with 2 hidden casters as shown in the image below.



MODEL NUMBER	PRODUCT	WIDTH	DEPTH	HEIGHT	PRICE
 *Shown Above: TB-6024-DSQ-M-D  *Rectangle Table Shape	Rectangle Table, 60" Width, 24" Depth	60"	24"	29"	
	DROPPED SQUARE Edge;				
	with WOOD Leg Option:	60"	24"	29"	
	TB-6024-DSQ-W-SQ Square				\$ 1,070
	TB-6024-DSQ-W-SQR Square Radius				\$ 1,070
	TB-6024-DSQ-W-SQT Square Tapered				\$ 1,220
	TB-6024-DSQ-W-DT Diameter Tapered				\$ 1,350
	TB-6024-DSQ-W-SR Safari				\$ 1,360
	with METAL Leg Option:	60"	24"	29"	
	TB-6024-DSQ-M-SQ Square				\$ 1,005
	TB-6024-DSQ-M-SS Square & Stem				\$ 1,430
	TB-6024-DSQ-M-D Diameter				\$ 1,005
	TB-6024-DSQ-M-DS Diameter & Stem				\$ 1,430
	TB-6024-DSQ-M-BO Balloon				\$ 1,110
	TB-6024-DSQ-MC-SQ Square with Casters				\$ 1,235
	TB-6024-DSQ-MC-SS Square & Stem with Casters				\$ 1,655
	TB-6024-DSQ-MC-D Diameter with Casters				\$ 1,235
	TB-6024-DSQ-MC-DS Diameter & Stem with Casters				\$ 1,655
	TB-6024-DSQ-FL Flip Leg (for Nesting Tables)				\$ 1,910
	TB-6024-DSQ-FD Folding Leg				\$ 1,910
	Rectangle Table, 60" Width, 30" Depth	60"	30"	29"	
	DROPPED SQUARE Edge;				
	with WOOD Leg Option:	60"	30"	29"	
	TB-6030-DSQ-W-SQ Square				\$ 1,200
	TB-6030-DSQ-W-SQR Square Radius				\$ 1,200
	TB-6030-DSQ-W-SQT Square Tapered				\$ 1,350
	TB-6030-DSQ-W-DT Diameter Tapered				\$ 1,480
	TB-6030-DSQ-W-SR Safari				\$ 1,490
	with METAL Leg Option:	60"	30"	29"	
	TB-6030-DSQ-M-SQ Square				\$ 1,135
	TB-6030-DSQ-M-SS Square & Stem				\$ 1,555
	TB-6030-DSQ-M-D Diameter				\$ 1,135
	TB-6030-DSQ-M-DS Diameter & Stem				\$ 1,555
	TB-6030-DSQ-M-BO Balloon				\$ 1,235
	TB-6030-DSQ-MC-SQ Square with Casters				\$ 1,360
	TB-6030-DSQ-MC-SS Square & Stem with Casters				\$ 1,785
	TB-6030-DSQ-MC-D Diameter with Casters				\$ 1,360
	TB-6030-DSQ-MC-DS Diameter & Stem with Casters				\$ 1,785
	TB-6030-DSQ-FL Flip Leg (for Nesting Tables)				\$ 2,140
	TB-6030-DSQ-FD Folding Leg				\$ 2,140


DESCRIPTION



Each Table Top is constructed using a 1 1/8" thick top with a Plastic Laminate top surface.

All Metal legs are coated electrostatically with an epoxy powder coat paint.

NOTES:

- * Table heights of 25" (children), 27" (youth), and 32" (wheelchair) are available by request.
- * Color of Metal Paint must be specified at the time of order.
- * Caster Leg options are recommended for Reading/Multipurpose Tables options and not meant to be used for stationary computer workstations.
- * For all tables with casters legs, only 2 legs will have casters, and the other legs will have levelers. This will create a "wheelbarrow" style of table which will ensure ease of mobility.
- * Color of the Caster Option must be specified at the time of order.
- * For the Flip OR Fold Leg option, one T base leg comes with 2 hidden casters as shown in the image below



MODEL NUMBER	PRODUCT	WIDTH	DEPTH	HEIGHT
 *Shown Above: TB-6024-DSQ-M-D  *Rectangle Table Shape	Rectangle Table, 60" Width, 36" Depth	60"	36"	29"
	DROPPED SQUARE Edge;			
	with WOOD Leg Option:	60"	36"	29"
	TB-6036-DSQ-W-SQ Square			
	TB-6036-DSQ-W-SQR Square Radius			
	TB-6036-DSQ-W-SQT Square Tapered			
	TB-6036-DSQ-W-DT Diameter Tapered			
	TB-6036-DSQ-W-SR Safari			
	with METAL Leg Option:	60"	36"	29"
	TB-6036-DSQ-M-SQ Square			
	TB-6036-DSQ-M-SS Square & Stem			
	TB-6036-DSQ-M-D Diameter			
	TB-6036-DSQ-M-DS Diameter & Stem			
	TB-6036-DSQ-M-BO Balloon			
	TB-6036-DSQ-MC-SQ Square with Casters			
	TB-6036-DSQ-MC-SS Square & Stem with Casters			
	TB-6036-DSQ-MC-D Diameter with Casters			
	TB-6036-DSQ-MC-DS Diameter & Stem with Casters			
	TB-6036-DSQ-FL Flip Leg (for Nesting Tables)			
	TB-6036-DSQ-FD Folding Leg			

PRICE	DESCRIPTION
-------	-------------

Each Table Top is constructed using a 1 1/8" thick top with a Plastic Laminate top surface.

All Metal legs are coated electrostatically with an epoxy powder coat paint.

NOTES:

- * Table heights of 25" (children), 27" (youth), and 32" (wheelchair) are available by request.
- * Color of Metal Paint must be specified at the time of order.
- * Caster Leg options are recommended for Reading/Multipurpose Tables options and not meant to be used for stationary computer workstations.
- * For all tables with casters legs, only 2 legs will have casters, and the other legs will have levelers. This will create a "wheelbarrow" style of table which will ensure ease of mobility.
- * Color of the Caster Option must be specified at the time of order.
- * For the Flip OR Fold Leg option, one T base leg comes with 2 hidden casters as shown in the image below


\$ 1,250
\$ 1,250
\$ 1,400
\$ 1,530
\$ 1,540

\$ 1,185
\$ 1,610
\$ 1,185
\$ 1,610
\$ 1,285
\$ 1,410
\$ 1,835
\$ 1,410
\$ 1,835
\$ 2,040
\$ 2,040

Edge Option:





Metal Leg Options:



Wood Leg Options:



KREATIONS

MODEL NUMBER	PRODUCT	WIDTH	DEPTH	HEIGHT	PRICE
 *Shown Above: TB-6024-DBN-M-D  *Rectangle Table Shape	Rectangle Table, 60" Width, 24" Depth	60"	24"	29"	
	DROPPED BULLNOSE Edge;				
	with WOOD Leg Option:	60"	24"	29"	
	TB-6024-DBN-W-SQ Square				\$ 1,080
	TB-6024-DBN-W-SQR Square Radius				\$ 1,080
	TB-6024-DBN-W-SQT Square Tapered				\$ 1,235
	TB-6024-DBN-W-DT Diameter Tapered				\$ 1,365
	TB-6024-DBN-W-SR Safari				\$ 1,370
	with METAL Leg Option:	60"	24"	29"	
	TB-6024-DBN-M-SQ Square				\$ 1,015
	TB-6024-DBN-M-SS Square & Stem				\$ 1,445
	TB-6024-DBN-M-D Diameter				\$ 1,015
	TB-6024-DBN-M-DS Diameter & Stem				\$ 1,445
	TB-6024-DBN-M-BO Balloon				\$ 1,120
	TB-6024-DBN-MC-SQ Square with Casters				\$ 1,245
	TB-6024-DBN-MC-SS Square & Stem with Casters				\$ 1,665
	TB-6024-DBN-MC-D Diameter with Casters				\$ 1,245
	TB-6024-DBN-MC-DS Diameter & Stem with Casters				\$ 1,665
	TB-6024-DBN-FL Flip Leg (for Nesting Tables)				\$ 1,920
	TB-6024-DBN-FD Folding Leg				\$ 1,920
	Rectangle Table, 60" Width, 30" Depth	60"	30"	29"	
	DROPPED BULLNOSE Edge;				
	with WOOD Leg Option:	60"	30"	29"	
	TB-6030-DBN-W-SQ Square				\$ 1,210
	TB-6030-DBN-W-SQR Square Radius				\$ 1,210
	TB-6030-DBN-W-SQT Square Tapered				\$ 1,365
	TB-6030-DBN-W-DT Diameter Tapered				\$ 1,490
	TB-6030-DBN-W-SR Safari				\$ 1,500
	with METAL Leg Option:	60"	30"	29"	
	TB-6030-DBN-M-SQ Square				\$ 1,145
	TB-6030-DBN-M-SS Square & Stem				\$ 1,570
	TB-6030-DBN-M-D Diameter				\$ 1,145
	TB-6030-DBN-M-DS Diameter & Stem				\$ 1,570
	TB-6030-DBN-M-BO Balloon				\$ 1,250
	TB-6030-DBN-MC-SQ Square with Casters				\$ 1,370
	TB-6030-DBN-MC-SS Square & Stem with Casters				\$ 1,795
	TB-6030-DBN-MC-D Diameter with Casters				\$ 1,370
	TB-6030-DBN-MC-DS Diameter & Stem with Casters				\$ 1,795
	TB-6030-DBN-FL Flip Leg (for Nesting Tables)				\$ 2,150
	TB-6030-DBN-FD Folding Leg				\$ 2,150

DESCRIPTION

Each Table Top is constructed using a 1 1/8" thick top with a Plastic Laminate top surface.

All Metal legs are coated electrostatically with an epoxy powder coat paint.


NOTES:

- * Table heights of 25" (children), 27" (youth), and 32" (wheelchair) are available by request.
- * Color of Metal Paint must be specified at the time of order.
- * Caster Leg options are recommended for Reading/Multipurpose Tables options and not meant to be used for stationary computer workstations.
- * For all tables with casters legs, only 2 legs will have casters, and the other legs will have levelers. This will create a "wheelbarrow" style of table which will ensure ease of mobility.
- * Color of the Caster Option must be specified at the time of order.
- * For the Flip OR Fold Leg option, one T base leg comes with 2 hidden casters as shown in the image below

Edge Option:





Metal Leg Options:



Wood Leg Options:



KREATIONS

MODEL NUMBER	PRODUCT	WIDTH	DEPTH	HEIGHT
 *Shown Above: TB-6024-DBN-M-D  *Rectangle Table Shape	Rectangle Table, 60" Width, 36" Depth	60"	36"	29"
	DROPPED BULLNOSE Edge;			
	with WOOD Leg Option:	60"	36"	29"
	TB-6036-DBN-W-SQ Square			
	TB-6036-DBN-W-SQR Square Radius			
	TB-6036-DBN-W-SQT Square Tapered			
	TB-6036-DBN-W-DT Diameter Tapered			
	TB-6036-DBN-W-SR Safari			
	with METAL Leg Option:	60"	36"	29"
	TB-6036-DBN-M-SQ Square			
	TB-6036-DBN-M-SS Square & Stem			
	TB-6036-DBN-M-D Diameter			
	TB-6036-DBN-M-DS Diameter & Stem			
	TB-6036-DBN-M-BO Balloon			
	TB-6036-DBN-MC-SQ Square with Casters			
	TB-6036-DBN-MC-SS Square & Stem with Casters			
	TB-6036-DBN-MC-D Diameter with Casters			
	TB-6036-DBN-MC-DS Diameter & Stem with Casters			
	TB-6036-DBN-FL Flip Leg (for Nesting Tables)			
	TB-6036-DBN-FD Folding Leg			

PRICE	DESCRIPTION
-------	-------------

Each Table Top is constructed using a 1 1/8" thick top with a Plastic Laminate top surface.

All Metal legs are coated electrostatically with an epoxy powder coat paint.

NOTES:

- * Table heights of 25" (children), 27" (youth), and 32" (wheelchair) are available by request.
- * Color of Metal Paint must be specified at the time of order.
- * Caster Leg options are recommended for Reading/Multipurpose Tables options and not meant to be used for stationary computer workstations.
- * For all tables with casters legs, only 2 legs will have casters, and the other legs will have levelers. This will create a "wheelbarrow" style of table which will ensure ease of mobility.
- * Color of the Caster Option must be specified at the time of order.
- * For the Flip OR Fold Leg option, one T base leg comes with 2 hidden casters as shown in the image below


\$ 1,260
\$ 1,260
\$ 1,410
\$ 1,540
\$ 1,550

\$ 1,195
\$ 1,620
\$ 1,195
\$ 1,620
\$ 1,300
\$ 1,425
\$ 1,845
\$ 1,425
\$ 1,845
\$ 2,050
\$ 2,050

Edge Option:





Metal Leg Options:



Wood Leg Options:



MODEL NUMBER	PRODUCT	WIDTH	DEPTH	HEIGHT
 *Shown Above: TB-6024-DCH-M-D  *Rectangle Table Shape	Rectangle Table, 60" Width, 24" Depth	60"	24"	29"
	DROPPED CHAMFERED Edge;			
	with WOOD Leg Option:	60"	24"	29"
	TB-6024-DCH-W-SQ Square			
	TB-6024-DCH-W-SQR Square Radius			
	TB-6024-DCH-W-SQT Square Tapered			
	TB-6024-DCH-W-DT Diameter Tapered			
	TB-6024-DCH-W-SR Safari			
	with METAL Leg Option:	60"	24"	29"
	TB-6024-DCH-M-SQ Square			
	TB-6024-DCH-M-SS Square & Stem			
	TB-6024-DCH-M-D Diameter			
	TB-6024-DCH-M-DS Diameter & Stem			
	TB-6024-DCH-M-BO Balloon			
	TB-6024-DCH-MC-SQ Square with Casters			
	TB-6024-DCH-MC-SS Square & Stem with Casters			
	TB-6024-DCH-MC-D Diameter with Casters			
	TB-6024-DCH-MC-DS Diameter & Stem with Casters			
	TB-6024-DCH-FL Flip Leg (for Nesting Tables)			
	TB-6024-DCH-FD Folding Leg			
	Rectangle Table, 60" Width, 30" Depth	60"	30"	29"
	DROPPED CHAMFERED Edge;			
	with WOOD Leg Option:	60"	30"	29"
	TB-6030-DCH-W-SQ Square			
	TB-6030-DCH-W-SQR Square Radius			
	TB-6030-DCH-W-SQT Square Tapered			
	TB-6030-DCH-W-DT Diameter Tapered			
	TB-6030-DCH-W-SR Safari			
	with METAL Leg Option:	60"	30"	29"
	TB-6030-DCH-M-SQ Square			
	TB-6030-DCH-M-SS Square & Stem			
	TB-6030-DCH-M-D Diameter			
	TB-6030-DCH-M-DS Diameter & Stem			
	TB-6030-DCH-M-BO Balloon			
	TB-6030-DCH-MC-SQ Square with Casters			
	TB-6030-DCH-MC-SS Square & Stem with Casters			
	TB-6030-DCH-MC-D Diameter with Casters			
	TB-6030-DCH-MC-DS Diameter & Stem with Casters			
	TB-6030-DCH-FL Flip Leg (for Nesting Tables)			
	TB-6030-DCH-FD Folding Leg			

PRICEDESCRIPTION

Each Table Top is constructed using a 1 1/8" thick top with a Plastic Laminate top surface.

All Metal legs are coated electrostatically with an epoxy powder coat paint.


NOTES:

- * Table heights of 25" (children), 27" (youth), and 32" (wheelchair) are available by request.
- * Color of Metal Paint must be specified at the time of order.
- * Caster Leg options are recommended for Reading/Multipurpose Tables options and not meant to be used for stationary computer workstations.
- * For all tables with casters legs, only 2 legs will have casters, and the other legs will have levelers. This will create a "wheelbarrow" style of table which will ensure ease of mobility.
- * Color of the Caster Option must be specified at the time of order.
- * For the Flip OR Fold Leg option, one T base leg comes with 2 hidden casters as shown in the image below

Edge Option:





Metal Leg Options:



Wood Leg Options:



KREATIONS

MODEL NUMBER	PRODUCT	WIDTH	DEPTH	HEIGHT
 *Shown Above: TB-6024-DCH-M-D  *Rectangle Table Shape	Rectangle Table, 60" Width, 36" Depth	60"	36"	29"
	DROPPED CHAMFERED Edge;			
	with WOOD Leg Option:	60"	36"	29"
	TB-6036-DCH-W-SQ Square			
	TB-6036-DCH-W-SQR Square Radius			
	TB-6036-DCH-W-SQT Square Tapered			
	TB-6036-DCH-W-DT Diameter Tapered			
	TB-6036-DCH-W-SR Safari			
	with METAL Leg Option:	60"	36"	29"
	TB-6036-DCH-M-SQ Square			
	TB-6036-DCH-M-SS Square & Stem			
	TB-6036-DCH-M-D Diameter			
	TB-6036-DCH-M-DS Diameter & Stem			
	TB-6036-DCH-M-BO Balloon			
	TB-6036-DCH-MC-SQ Square with Casters			
	TB-6036-DCH-MC-SS Square & Stem with Casters			
	TB-6036-DCH-MC-D Diameter with Casters			
	TB-6036-DCH-MC-DS Diameter & Stem with Casters			
	TB-6036-DCH-FL Flip Leg (for Nesting Tables)			
	TB-6036-DCH-FD Folding Leg			

PRICEDESCRIPTION

Each Table Top is constructed using a 1 1/8" thick top with a Plastic Laminate top surface.

All Metal legs are coated electrostatically with an epoxy powder coat paint.

NOTES:

- * Table heights of 25" (children), 27" (youth), and 32" (wheelchair) are available by request.
- * Color of Metal Paint must be specified at the time of order.
- * Caster Leg options are recommended for Reading/Multipurpose Tables options and not meant to be used for stationary computer workstations.
- * For all tables with casters legs, only 2 legs will have casters, and the other legs will have levelers. This will create a "wheelbarrow" style of table which will ensure ease of mobility.
- * Color of the Caster Option must be specified at the time of order.
- * For the Flip OR Fold Leg option, one T base leg comes with 2 hidden casters as shown in the image below


\$ 1,260
\$ 1,260
\$ 1,410
\$ 1,540
\$ 1,550

\$ 1,195
\$ 1,620
\$ 1,195
\$ 1,620
\$ 1,300
\$ 1,425
\$ 1,845
\$ 1,425
\$ 1,845
\$ 2,050
\$ 2,050

Edge Option:





Metal Leg Options:



Wood Leg Options:



"MC" Caster Option:
Available on all Metal Legs ONLY, with exception of the Balloon leg and Metal Bases.

MODEL NUMBER	PRODUCT	WIDTH	DEPTH	HEIGHT	PRICE
 *Shown Above: TB-6024-AL-M-D  *Rectangle Table Shape	Rectangle Table, 60" Width, 24" Depth	60"	24"	29"	
	ALUMINUM Edge;				
	with WOOD Leg Option:	60"	24"	29"	
	TB-6024-DBN-W-SQ Square				\$ 950
	TB-6024-DBN-W-SQR Square Radius				\$ 950
	TB-6024-DBN-W-SQT Square Tapered				\$ 1,105
	TB-6024-DBN-W-DT Diameter Tapered				\$ 1,235
	TB-6024-DBN-W-SR Safari				\$ 1,240
	with METAL Leg Option:	60"	24"	29"	
	TB-6024-DBN-M-SQ Square				\$ 890
	TB-6024-DBN-M-SS Square & Stem				\$ 1,310
	TB-6024-DBN-M-D Diameter				\$ 890
	TB-6024-DBN-M-DS Diameter & Stem				\$ 1,310
	TB-6024-DBN-M-BO Balloon				\$ 990
	TB-6024-DBN-MC-SQ Square with Casters				\$ 1,110
	TB-6024-DBN-MC-SS Square & Stem with Casters				\$ 1,540
	TB-6024-DBN-MC-D Diameter with Casters				\$ 1,110
	TB-6024-DBN-MC-DS Diameter & Stem with Casters				\$ 1,540
	TB-6024-DBN-FL Flip Leg (for Nesting Tables)				\$ 1,795
	TB-6024-DBN-FD Folding Leg				\$ 1,795
	Rectangle Table, 60" Width, 30" Depth	60"	30"	29"	
	ALUMINUM Edge;				
	with WOOD Leg Option:	60"	30"	29"	
	TB-6030-DBN-W-SQ Square				\$ 1,065
	TB-6030-DBN-W-SQR Square Radius				\$ 1,065
	TB-6030-DBN-W-SQT Square Tapered				\$ 1,220
	TB-6030-DBN-W-DT Diameter Tapered				\$ 1,350
	TB-6030-DBN-W-SR Safari				\$ 1,355
	with METAL Leg Option:	60"	30"	29"	
	TB-6030-DBN-M-SQ Square				\$ 1,000
	TB-6030-DBN-M-SS Square & Stem				\$ 1,425
	TB-6030-DBN-M-D Diameter				\$ 1,000
	TB-6030-DBN-M-DS Diameter & Stem				\$ 1,425
	TB-6030-DBN-M-BO Balloon				\$ 1,425
	TB-6030-DBN-MC-SQ Square with Casters				\$ 1,105
	TB-6030-DBN-MC-SS Square & Stem with Casters				\$ 1,230
	TB-6030-DBN-MC-D Diameter with Casters				\$ 1,650
	TB-6030-DBN-MC-DS Diameter & Stem with Casters				\$ 1,230
	TB-6030-DBN-FL Flip Leg (for Nesting Tables)				\$ 1,650
	TB-6030-DBN-FD Folding Leg				\$ 1,855

DESCRIPTION

Each Table Top is constructed using a 1 1/8" thick top with a Plastic Laminate top surface.

All Metal legs are coated electrostatically with an epoxy powder coat paint.

NOTES:


- * Table heights of 25" (children), 27" (youth), and 32" (wheelchair) are available by request.
- * Color of Metal Paint must be specified at the time of order.
- * Caster Leg options are recommended for Reading/Multipurpose Tables options and not meant to be used for stationary computer workstations.
- * For all tables with casters legs, only 2 legs will have casters, and the other legs will have levelers. This will create a "wheelbarrow" style of table which will ensure ease of mobility.
- * Color of the Caster Option must be specified at the time of order.
- * For the Flip OR Fold Leg option, one T base leg comes with 2 hidden casters as shown in the image below

Edge Option:




3mm Aluminum Edge *All table corners will be given a 6-inch radius for this edge option.



Metal Leg Options:



Wood Leg Options:



KREATIONS

MODEL NUMBER	PRODUCT	WIDTH	DEPTH	HEIGHT
 *Shown Above: TB-6024-AL-M-D  *Rectangle Table Shape	Rectangle Table, 60" Width, 36" Depth	60"	36"	29"
	ALUMINUM Edge;			
	with WOOD Leg Option:	60"	36"	29"
	TB-6036-DBN-W-SQ Square			
	TB-6036-DBN-W-SQR Square Radius			
	TB-6036-DBN-W-SQT Square Tapered			
	TB-6036-DBN-W-DT Diameter Tapered			
	TB-6036-DBN-W-SR Safari			
	with METAL Leg Option:	60"	36"	29"
	TB-6036-DBN-M-SQ Square			
	TB-6036-DBN-M-SS Square & Stem			
	TB-6036-DBN-M-D Diameter			
	TB-6036-DBN-M-DS Diameter & Stem			
	TB-6036-DBN-M-BO Balloon			
	TB-6036-DBN-MC-SQ Square with Casters			
	TB-6036-DBN-MC-SS Square & Stem with Casters			
	TB-6036-DBN-MC-D Diameter with Casters			
	TB-6036-DBN-MC-DS Diameter & Stem with Casters			
	TB-6036-DBN-FL Flip Leg (for Nesting Tables)			
	TB-6036-DBN-FD Folding Leg			

PRICE

DESCRIPTION

Each Table Top is constructed using a 1 1/8" thick top with a Plastic Laminate top surface.

All Metal legs are coated electrostatically with an epoxy powder coat paint.

NOTES:

- * Table heights of 25" (children), 27" (youth), and 32" (wheelchair) are available by request.
- * Color of Metal Paint must be specified at the time of order.
- * Caster Leg options are recommended for Reading/Multipurpose Tables options and not meant to be used for stationary computer workstations.
- * For all tables with casters legs, only 2 legs will have casters, and the other legs will have levelers. This will create a "wheelbarrow" style of table which will ensure ease of mobility.
- * Color of the Caster Option must be specified at the time of order.
- * For the Flip OR Fold Leg option, one T base leg comes with 2 hidden casters as shown in the image below


Edge Option:



"AL"
3mm Aluminum Edge

*All table corners will be given a 6-inch radius for this edge option.

Metal Leg Options:





Wood Leg Options:





"MC" Caster Option:
Available on all Metal Legs ONLY, with exception of the Balloon leg and Metal Bases.

KREATIONS







MODEL NUMBER	PRODUCT	WIDTH	DEPTH	HEIGHT	PRICE	DESCRIPTION
<div><p>*Shown Above: TB-7224-AC-M-D</p><div></div><p>*Rectangle Table Shape</p></div>	Rectangle Table, 72" Width, 24" Depth	72"	24"	29"		Each Table Top is constructed using a 1" thick top with a Plastic Laminate top surface.
	ACRYLIC Edge;					All Metal legs are coated electrostatically with an epoxy powder coat paint.
	with WOOD Leg Option:	72"	24"	29"		NOTES:
	TB-7224-AC-W-SQ Square				\$ 980	* Table heights of 25" (children), 27" (youth), and 32" (wheelchair) are available by request.
	TB-7224-AC-W-SQR Square Radius				\$ 980	* Color of Metal Paint must be specified at the time of order.
	TB-7224-AC-W-SQT Square Tapered				\$ 1,130	* Caster Leg options are recommended for Reading/Multipurpose Tables options and not meant to be used for stationary computer workstations.
	TB-7224-AC-W-DT Diameter Tapered				\$ 1,260	* For all tables with casters, only 2 legs will have casters, and the other legs will have levelers. This will create a "wheelbarrow" style of table which will ensure ease of mobility.
	TB-7224-AC-W-SR Safari				\$ 1,265	* Color of the Caster Option must be specified at the time of order.
	with METAL Leg Option:	72"	24"	29"		* For the Flip OR Fold Leg option, one T base leg comes with 2 hidden casters as shown in the image below.
	TB-7224-AC-M-SQ Square				\$ 915	
	TB-7224-AC-M-SS Square & Stem				\$ 1,335	
	TB-7224-AC-M-D Diameter				\$ 915	
	TB-7224-AC-M-DS Diameter & Stem				\$ 1,335	
	TB-7224-AC-M-BO Balloon				\$ 1,015	
	TB-7224-AC-MC-SQ Square with Casters				\$ 1,140	
	TB-7224-AC-MC-SS Square & Stem with Casters				\$ 1,565	
	TB-7224-AC-MC-D Diameter with Casters				\$ 1,140	
	TB-7224-AC-MC-DS Diameter & Stem with Casters				\$ 1,565	
	TB-7224-AC-FL Flip Leg (for Nesting Tables)				\$ 1,755	
	TB-7224-AC-FD Folding Leg				\$ 1,755	
	Rectangle Table, 72" Width, 30" Depth	72"	30"	29"		
	ACRYLIC Edge;					
	with WOOD Leg Option:	72"	30"	29"		
	TB-7230-AC-W-SQ Square				\$ 1,020	
	TB-7230-AC-W-SQR Square Radius				\$ 1,020	
	TB-7230-AC-W-SQT Square Tapered				\$ 1,180	
	TB-7230-AC-W-DT Diameter Tapered				\$ 1,300	
	TB-7230-AC-W-SR Safari				\$ 1,305	
	with METAL Leg Option:	72"	30"	29"		
	TB-7230-AC-M-SQ Square				\$ 955	
	TB-7230-AC-M-SS Square & Stem				\$ 1,380	
	TB-7230-AC-M-D Diameter				\$ 955	
	TB-7230-AC-M-DS Diameter & Stem				\$ 1,380	
	TB-7230-AC-M-BO Balloon				\$ 1,060	
	TB-7230-AC-MC-SQ Square with Casters				\$ 1,180	
	TB-7230-AC-MC-SS Square & Stem with Casters				\$ 1,605	
	TB-7230-AC-MC-D Diameter with Casters				\$ 1,180	
	TB-7230-AC-MC-DS Diameter & Stem with Casters				\$ 1,605	
	TB-7230-AC-FL Flip Leg (for Nesting Tables)				\$ 1,805	
	TB-7230-AC-FD Folding Leg				\$ 1,805	

Edge Option:









"AC"
3mm Acrylic Edge

Metal Leg Options:





"M-SQ" Square 2"
"M-SS" Square Stem 2"
"M-D" Diameter 2"
"M-DS" Diameter Stem 2"
"M-BO" Balloon 2 1/2"
"FL" or "FD" Flip OR Fold Leg


Wood Leg Options:




"W-SQ" Square 2 3/8"
"W-SQR" Square Radius 2 3/8"
"W-SQT" Square Tapered 2 3/8"
"W-DT" Diameter Tapered 2 3/8"
"W-SR" Safari 2 3/8"
"MC" Caster Option:
Available on all Metal Legs ONLY, with exception of the Balloon leg and Metal Bases.

MODEL NUMBER	PRODUCT	WIDTH	DEPTH	HEIGHT	PRICE	DESCRIPTION
<div><p>*Shown Above: TB-7224-AC-M-D</p><div></div><p>*Rectangle Table Shape</p></div>	Rectangle Table, 72" Width, 36" Depth	72"	36"	29"		Each Table Top is constructed using a 1" thick top with a Plastic Laminate top surface.
	ACRYLIC Edge;					All Metal legs are coated electrostatically with an epoxy powder coat paint.
	with WOOD Leg Option:	72"	36"	29"		NOTES:
	TB-7236-AC-W-SQ Square				\$ 1,065	* Table heights of 25" (children), 27" (youth), and 32" (wheelchair) are available by request.
	TB-7236-AC-W-SQR Square Radius				\$ 1,065	* Color of Metal Paint must be specified at the time of order.
	TB-7236-AC-W-SQT Square Tapered				\$ 1,215	* Caster Leg options are recommended for Reading/Multipurpose Tables options and not meant to be used for stationary computer workstations.
	TB-7236-AC-W-DT Diameter Tapered				\$ 1,345	* For all tables with casters, only 2 legs will have casters, and the other legs will have levelers. This will create a "wheelbarrow" style of table which will ensure ease of mobility.
	TB-7236-AC-W-SR Safari				\$ 1,350	* Color of the Caster Option must be specified at the time of order.
	with METAL Leg Option:	72"	36"	29"		* For the Flip OR Fold Leg option, one T base leg comes with 2 hidden casters as shown in the image below.
	TB-7236-AC-M-SQ Square				\$ 1,000	
	TB-7236-AC-M-SS Square & Stem				\$ 1,420	
	TB-7236-AC-M-D Diameter				\$ 1,000	
	TB-7236-AC-M-DS Diameter & Stem				\$ 1,420	
	TB-7236-AC-M-BO Balloon				\$ 1,100	
	TB-7236-AC-MC-SQ Square with Casters				\$ 1,220	
	TB-7236-AC-MC-SS Square & Stem with Casters				\$ 1,650	
	TB-7236-AC-MC-D Diameter with Casters				\$ 1,220	
	TB-7236-AC-MC-DS Diameter & Stem with Casters				\$ 1,650	
	TB-7236-AC-FL Flip Leg (for Nesting Tables)				\$ 1,855	
	TB-7236-AC-FD Folding Leg				\$ 1,855	
	Rectangle Table, 72" Width, 42" Depth	72"	42"	29"		
	ACRYLIC Edge;					
	with WOOD Leg Option:	72"	42"	29"		
	TB-7242-AC-W-SQ Square				\$ 1,105	
	TB-7242-AC-W-SQR Square Radius				\$ 1,105	
	TB-7242-AC-W-SQT Square Tapered				\$ 1,140	
	TB-7242-AC-W-DT Diameter Tapered				\$ 1,385	
	TB-7242-AC-W-SR Safari				\$ 1,390	
	with METAL Leg Option:	72"	42"	29"		
	TB-7242-AC-M-SQ Square				\$ 1,040	
	TB-7242-AC-M-SS Square & Stem				\$ 1,460	
	TB-7242-AC-M-D Diameter				\$ 1,040	
	TB-7242-AC-M-DS Diameter & Stem				\$ 1,460	
	TB-7242-AC-M-BO Balloon				\$ 1,140	
	TB-7242-AC-MC-SQ Square with Casters				\$ 1,265	
	TB-7242-AC-MC-SS Square & Stem with Casters				\$ 1,690	
	TB-7242-AC-MC-D Diameter with Casters				\$ 1,265	
	TB-7242-AC-MC-DS Diameter & Stem with Casters				\$ 1,690	
	TB-7242-AC-FL Flip Leg (for Nesting Tables)				\$ 1,925	
	TB-7242-AC-FD Folding Leg				\$ 1,925	

Edge Option:





Metal Leg Options:



Wood Leg Options:



KREATIONS

MODEL NUMBER	PRODUCT	WIDTH	DEPTH	HEIGHT	PRICE
 *Shown Above: TB-7224-SQ-M-D  *Rectangle Table Shape	Rectangle Table, 72" Width, 24" Depth	72"	24"	29"	
	SQUARE Edge;				
	with WOOD Leg Option:	72"	24"	29"	
	TB-7224-SQ-W-SQ Square				\$ 1,130
	TB-7224-SQ-W-SQR Square Radius				\$ 1,130
	TB-7224-SQ-W-SQT Square Tapered				\$ 1,285
	TB-7224-SQ-W-DT Diameter Tapered				\$ 1,410
	TB-7224-SQ-W-SR Safari				\$ 1,415
	with METAL Leg Option:	72"	24"	29"	
	TB-7224-SQ-M-SQ Square				\$ 1,065
	TB-7224-SQ-M-SS Square & Stem				\$ 1,490
	TB-7224-SQ-M-D Diameter				\$ 1,065
	TB-7224-SQ-M-DS Diameter & Stem				\$ 1,490
	TB-7224-SQ-M-BO Balloon				\$ 1,170
	TB-7224-SQ-MC-SQ Square with Casters				\$ 1,290
	TB-7224-SQ-MC-SS Square & Stem with Casters				\$ 1,715
	TB-7224-SQ-MC-D Diameter with Casters				\$ 1,290
	TB-7224-SQ-MC-DS Diameter & Stem with Casters				\$ 1,715
	TB-7224-SQ-FL Flip Leg (for Nesting Tables)				\$ 1,905
	TB-7224-SQ-FD Folding Leg				\$ 1,905
	Rectangle Table, 72" Width, 30" Depth	72"	30"	29"	
	SQUARE Edge;				
	with WOOD Leg Option:	72"	30"	29"	
	TB-7230-SQ-W-SQ Square				\$ 1,180
	TB-7230-SQ-W-SQR Square Radius				\$ 1,180
	TB-7230-SQ-W-SQT Square Tapered				\$ 1,330
	TB-7230-SQ-W-DT Diameter Tapered				\$ 1,460
	TB-7230-SQ-W-SR Safari				\$ 1,470
	with METAL Leg Option:	72"	30"	29"	
	TB-7230-SQ-M-SQ Square				\$ 1,115
	TB-7230-SQ-M-SS Square & Stem				\$ 1,540
	TB-7230-SQ-M-D Diameter				\$ 1,115
	TB-7230-SQ-M-DS Diameter & Stem				\$ 1,540
	TB-7230-SQ-M-BO Balloon				\$ 1,220
	TB-7230-SQ-MC-SQ Square with Casters				\$ 1,345
	TB-7230-SQ-MC-SS Square & Stem with Casters				\$ 1,765
	TB-7230-SQ-MC-D Diameter with Casters				\$ 1,345
	TB-7230-SQ-MC-DS Diameter & Stem with Casters				\$ 1,765
	TB-7230-SQ-FL Flip Leg (for Nesting Tables)				\$ 1,970
	TB-7230-SQ-FD Folding Leg				\$ 1,970


DESCRIPTION



Each Table Top is constructed using a 1 1/8" thick top with a Plastic Laminate top surface.

All Metal legs are coated electrostatically with an epoxy powder coat paint.

NOTES:

- * Table heights of 25" (children), 27" (youth), and 32" (wheelchair) are available by request.
- * Color of Metal Paint must be specified at the time of order.
- * Caster Leg options are recommended for Reading/Multipurpose Tables options and not meant to be used for stationary computer workstations.
- * For all tables with casters legs, only 2 legs will have casters, and the other legs will have levelers. This will create a "wheelbarrow" style of table which will ensure ease of mobility.
- * Color of the Caster Option must be specified at the time of order.
- * For the Flip OR Fold Leg option, one T base leg comes with 2 hidden casters as shown in the image below.



MODEL NUMBER	PRODUCT	WIDTH	DEPTH	HEIGHT	PRICE
 *Shown Above: TB-7224-SQ-M-D  *Rectangle Table Shape	Rectangle Table, 72" Width, 36" Depth	72"	36"	29"	
	SQUARE Edge;				
	with WOOD Leg Option:	72"	36"	29"	
	TB-7236-SQ-W-SQ Square				\$ 1,235
	TB-7236-SQ-W-SQR Square Radius				\$ 1,235
	TB-7236-SQ-W-SQT Square Tapered				\$ 1,385
	TB-7236-SQ-W-DT Diameter Tapered				\$ 1,515
	TB-7236-SQ-W-SR Safari				\$ 1,520
	with METAL Leg Option:	72"	36"	29"	
	TB-7236-SQ-M-SQ Square				\$ 1,170
	TB-7236-SQ-M-SS Square & Stem				\$ 1,590
	TB-7236-SQ-M-D Diameter				\$ 1,170
	TB-7236-SQ-M-DS Diameter & Stem				\$ 1,590
	TB-7236-SQ-M-BO Balloon				\$ 1,270
	TB-7236-SQ-MC-SQ Square with Casters				\$ 1,395
	TB-7236-SQ-MC-SS Square & Stem with Casters				\$ 1,820
	TB-7236-SQ-MC-D Diameter with Casters				\$ 1,395
	TB-7236-SQ-MC-DS Diameter & Stem with Casters				\$ 1,820
	TB-7236-SQ-FL Flip Leg (for Nesting Tables)				\$ 2,030
	TB-7236-SQ-FD Folding Leg				\$ 2,030
	Rectangle Table, 72" Width, 42" Depth	72"	42"	29"	
	SQUARE Edge;				
	with WOOD Leg Option:	72"	42"	29"	
	TB-7242-SQ-W-SQ Square				\$ 1,285
	TB-7242-SQ-W-SQR Square Radius				\$ 1,285
	TB-7242-SQ-W-SQT Square Tapered				\$ 1,435
	TB-7242-SQ-W-DT Diameter Tapered				\$ 1,565
	TB-7242-SQ-W-SR Safari				\$ 1,570
	with METAL Leg Option:	72"	42"	29"	
	TB-7242-SQ-M-SQ Square				\$ 1,220
	TB-7242-SQ-M-SS Square & Stem				\$ 1,645
	TB-7242-SQ-M-D Diameter				\$ 1,220
	TB-7242-SQ-M-DS Diameter & Stem				\$ 1,645
	TB-7242-SQ-M-BO Balloon				\$ 1,320
	TB-7242-SQ-MC-SQ Square with Casters				\$ 1,445
	TB-7242-SQ-MC-SS Square & Stem with Casters				\$ 1,870
	TB-7242-SQ-MC-D Diameter with Casters				\$ 1,445
	TB-7242-SQ-MC-DS Diameter & Stem with Casters				\$ 1,870
	TB-7242-SQ-FL Flip Leg (for Nesting Tables)				\$ 2,105
	TB-7242-SQ-FD Folding Leg				\$ 2,105


DESCRIPTION



Each Table Top is constructed using a 1 1/8" thick top with a Plastic Laminate top surface.

All Metal legs are coated electrostatically with an epoxy powder coat paint.

NOTES:

- * Table heights of 25" (children), 27" (youth), and 32" (wheelchair) are available by request.
- * Color of Metal Paint must be specified at the time of order.
- * Caster Leg options are recommended for Reading/Multipurpose Tables options and not meant to be used for stationary computer workstations.
- * For all tables with casters legs, only 2 legs will have casters, and the other legs will have levelers. This will create a "wheelbarrow" style of table which will ensure ease of mobility.
- * Color of the Caster Option must be specified at the time of order.
- * For the Flip OR Fold Leg option, one T base leg comes with 2 hidden casters as shown in the image below.



MODEL NUMBER	PRODUCT	WIDTH	DEPTH	HEIGHT	PRICE
 *Shown Above: TB-7224-DSQ-M-D  *Rectangle Table Shape	Rectangle Table, 72" Width, 24" Depth	72"	24"	29"	
	DROPPED SQUARE Edge;				
	with WOOD Leg Option:	72"	24"	29"	
	TB-7224-DSQ-W-SQ Square				\$ 1,210
	TB-7224-DSQ-W-SQR Square Radius				\$ 1,210
	TB-7224-DSQ-W-SQT Square Tapered				\$ 1,365
	TB-7224-DSQ-W-DT Diameter Tapered				\$ 1,490
	TB-7224-DSQ-W-SR Safari				\$ 1,495
	with METAL Leg Option:	72"	24"	29"	
	TB-7224-DSQ-M-SQ Square				\$ 1,145
	TB-7224-DSQ-M-SS Square & Stem				\$ 1,570
	TB-7224-DSQ-M-D Diameter				\$ 1,145
	TB-7224-DSQ-M-DS Diameter & Stem				\$ 1,570
	TB-7224-DSQ-M-BO Balloon				\$ 1,455
	TB-7224-DSQ-MC-SQ Square with Casters				\$ 1,370
	TB-7224-DSQ-MC-SS Square & Stem with Casters				\$ 1,795
	TB-7224-DSQ-MC-D Diameter with Casters				\$ 1,370
	TB-7224-DSQ-MC-DS Diameter & Stem with Casters				\$ 1,795
	TB-7224-DSQ-FL Flip Leg (for Nesting Tables)				\$ 1,985
	TB-7224-DSQ-FD Folding Leg				\$ 1,985
	Rectangle Table, 72" Width, 30" Depth	72"	30"	29"	
	DROPPED SQUARE Edge;				
	with WOOD Leg Option:	72"	30"	29"	
	TB-7230-DSQ-W-SQ Square				\$ 1,270
	TB-7230-DSQ-W-SQR Square Radius				\$ 1,270
	TB-7230-DSQ-W-SQT Square Tapered				\$ 1,420
	TB-7230-DSQ-W-DT Diameter Tapered				\$ 1,550
	TB-7230-DSQ-W-SR Safari				\$ 1,555
	with METAL Leg Option:	72"	30"	29"	
	TB-7230-DSQ-M-SQ Square				\$ 1,205
	TB-7230-DSQ-M-SS Square & Stem				\$ 1,625
	TB-7230-DSQ-M-D Diameter				\$ 1,205
	TB-7230-DSQ-M-DS Diameter & Stem				\$ 1,625
	TB-7230-DSQ-M-BO Balloon				\$ 1,305
	TB-7230-DSQ-MC-SQ Square with Casters				\$ 1,425
	TB-7230-DSQ-MC-SS Square & Stem with Casters				\$ 1,855
	TB-7230-DSQ-MC-D Diameter with Casters				\$ 1,425
	TB-7230-DSQ-MC-DS Diameter & Stem with Casters				\$ 1,855
	TB-7230-DSQ-FL Flip Leg (for Nesting Tables)				\$ 2,055
	TB-7230-DSQ-FD Folding Leg				\$ 2,055

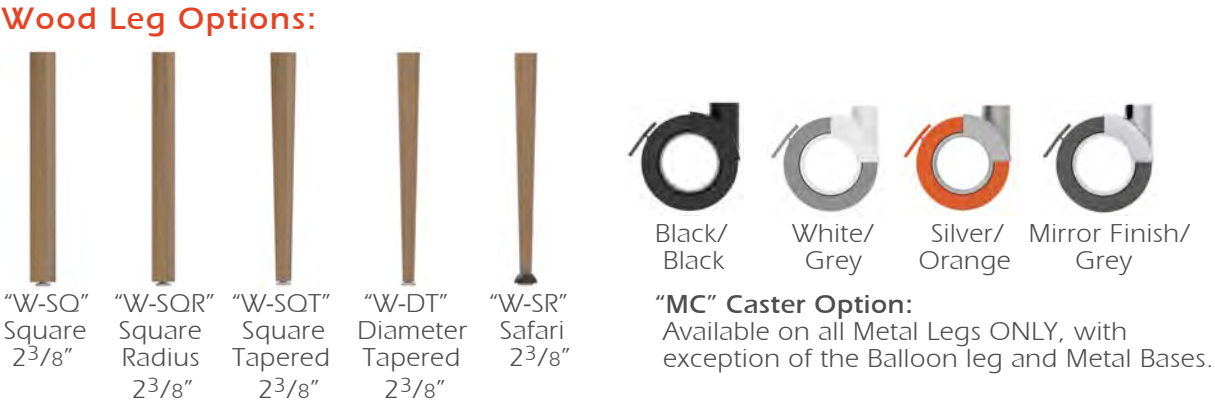
DESCRIPTION



Each Table Top is constructed using a 1 1/8" thick top with a Plastic Laminate top surface.

All Metal legs are coated electrostatically with an epoxy powder coat paint.

NOTES:

- * Table heights of 25" (children), 27" (youth), and 32" (wheelchair) are available by request.
- * Color of Metal Paint must be specified at the time of order.
- * Caster Leg options are recommended for Reading/Multipurpose Tables options and not meant to be used for stationary computer workstations.
- * For all tables with casters legs, only 2 legs will have casters, and the other legs will have levelers. This will create a "wheelbarrow" style of table which will ensure ease of mobility.
- * Color of the Caster Option must be specified at the time of order.
- * For the Flip OR Fold Leg option, one T base leg comes with 2 hidden casters as shown in the image below



MODEL NUMBER	PRODUCT	WIDTH	DEPTH	HEIGHT	PRICE
 *Shown Above: TB-7224-DSQ-M-D  *Rectangle Table Shape	Rectangle Table, 72" Width, 36" Depth	72"	36"	29"	
	DROPPED SQUARE Edge;				
	with WOOD Leg Option:	72"	36"	29"	
	TB-7236-DSQ-W-SQ Square				\$ 1,325
	TB-7236-DSQ-W-SQR Square Radius				\$ 1,325
	TB-7236-DSQ-W-SQT Square Tapered				\$ 1,475
	TB-7236-DSQ-W-DT Diameter Tapered				\$ 1,605
	TB-7236-DSQ-W-SR Safari				\$ 1,610
	with METAL Leg Option:	72"	36"	29"	
	TB-7236-DSQ-M-SQ Square				\$ 1,260
	TB-7236-DSQ-M-SS Square & Stem				\$ 1,680
	TB-7236-DSQ-M-D Diameter				\$ 1,260
	TB-7236-DSQ-M-DS Diameter & Stem				\$ 1,680
	TB-7236-DSQ-M-BO Balloon				\$ 1,365
	TB-7236-DSQ-MC-SQ Square with Casters				\$ 1,485
	TB-7236-DSQ-MC-SS Square & Stem with Casters				\$ 1,910
	TB-7236-DSQ-MC-D Diameter with Casters				\$ 1,485
	TB-7236-DSQ-MC-DS Diameter & Stem with Casters				\$ 1,910
	TB-7236-DSQ-FL Flip Leg (for Nesting Tables)				\$ 2,120
	TB-7236-DSQ-FD Folding Leg				\$ 2,120
	Rectangle Table, 72" Width, 42" Depth	72"	42"	29"	
	DROPPED SQUARE Edge;				
	with WOOD Leg Option:	72"	42"	29"	
	TB-7242-DSQ-W-SQ Square				\$ 1,380
	TB-7242-DSQ-W-SQR Square Radius				\$ 1,380
	TB-7242-DSQ-W-SQT Square Tapered				\$ 1,535
	TB-7242-DSQ-W-DT Diameter Tapered				\$ 1,665
	TB-7242-DSQ-W-SR Safari				\$ 1,670
	with METAL Leg Option:	72"	42"	29"	
	TB-7242-DSQ-M-SQ Square				\$ 1,315
	TB-7242-DSQ-M-SS Square & Stem				\$ 1,740
	TB-7242-DSQ-M-D Diameter				\$ 1,315
	TB-7242-DSQ-M-DS Diameter & Stem				\$ 1,740
	TB-7242-DSQ-M-BO Balloon				\$ 1,420
	TB-7242-DSQ-MC-SQ Square with Casters				\$ 1,540
	TB-7242-DSQ-MC-SS Square & Stem with Casters				\$ 1,965
	TB-7242-DSQ-MC-D Diameter with Casters				\$ 1,540
	TB-7242-DSQ-MC-DS Diameter & Stem with Casters				\$ 1,965
	TB-7242-DSQ-FL Flip Leg (for Nesting Tables)				\$ 2,205
	TB-7242-DSQ-FD Folding Leg				\$ 2,205

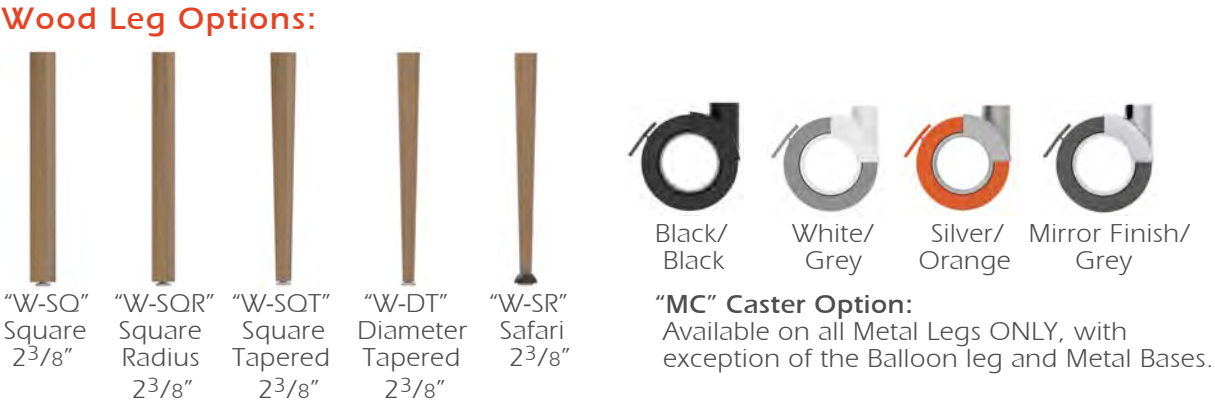
DESCRIPTION



Each Table Top is constructed using a 1 1/8" thick top with a Plastic Laminate top surface.

All Metal legs are coated electrostatically with an epoxy powder coat paint.

NOTES:

- * Table heights of 25" (children), 27" (youth), and 32" (wheelchair) are available by request.
- * Color of Metal Paint must be specified at the time of order.
- * Caster Leg options are recommended for Reading/Multipurpose Tables options and not meant to be used for stationary computer workstations.
- * For all tables with casters legs, only 2 legs will have casters, and the other legs will have levelers. This will create a "wheelbarrow" style of table which will ensure ease of mobility.
- * Color of the Caster Option must be specified at the time of order.
- * For the Flip OR Fold Leg option, one T base leg comes with 2 hidden casters as shown in the image below



MODEL NUMBER	PRODUCT	WIDTH	DEPTH	HEIGHT
 *Shown Above: TB-7224-DBN-M-D  *Rectangle Table Shape	Rectangle Table, 72" Width, 24" Depth	72"	24"	29"
	DROPPED BULLNOSE Edge;			
	with WOOD Leg Option:	72"	24"	29"
	TB-7224-DBN-W-SQ Square			
	TB-7224-DBN-W-SQR Square Radius			
	TB-7224-DBN-W-SQT Square Tapered			
	TB-7224-DBN-W-DT Diameter Tapered			
	TB-7224-DBN-W-SR Safari			
	with METAL Leg Option:	72"	24"	29"
	TB-7224-DBN-M-SQ Square			
	TB-7224-DBN-M-SS Square & Stem			
	TB-7224-DBN-M-D Diameter			
	TB-7224-DBN-M-DS Diameter & Stem			
	TB-7224-DBN-M-BO Balloon			
	TB-7224-DBN-MC-SQ Square with Casters			
	TB-7224-DBN-MC-SS Square & Stem with Casters			
	TB-7224-DBN-MC-D Diameter with Casters			
	TB-7224-DBN-MC-DS Diameter & Stem with Casters			
	TB-7224-DBN-FL Flip Leg (for Nesting Tables)			
	TB-7224-DBN-FD Folding Leg			
	Rectangle Table, 72" Width, 30" Depth	72"	30"	29"
	DROPPED BULLNOSE Edge;			
	with WOOD Leg Option:	72"	30"	29"
	TB-7230-DBN-W-SQ Square			
	TB-7230-DBN-W-SQR Square Radius			
	TB-7230-DBN-W-SQT Square Tapered			
	TB-7230-DBN-W-DT Diameter Tapered			
	TB-7230-DBN-W-SR Safari			
	with METAL Leg Option:	72"	30"	29"
	TB-7230-DBN-M-SQ Square			
	TB-7230-DBN-M-SS Square & Stem			
	TB-7230-DBN-M-D Diameter			
	TB-7230-DBN-M-DS Diameter & Stem			
	TB-7230-DBN-M-BO Balloon			
	TB-7230-DBN-MC-SQ Square with Casters			
	TB-7230-DBN-MC-SS Square & Stem with Casters			
	TB-7230-DBN-MC-D Diameter with Casters			
	TB-7230-DBN-MC-DS Diameter & Stem with Casters			
	TB-7230-DBN-FL Flip Leg (for Nesting Tables)			
	TB-7230-DBN-FD Folding Leg			

PRICEDESCRIPTION

Each Table Top is constructed using a 1 1/8" thick top with a Plastic Laminate top surface.

All Metal legs are coated electrostatically with an epoxy powder coat paint.


NOTES:

- * Table heights of 25" (children), 27" (youth), and 32" (wheelchair) are available by request.
- * Color of Metal Paint must be specified at the time of order.
- * Caster Leg options are recommended for Reading/Multipurpose Tables options and not meant to be used for stationary computer workstations.
- * For all tables with casters legs, only 2 legs will have casters, and the other legs will have levelers. This will create a "wheelbarrow" style of table which will ensure ease of mobility.
- * Color of the Caster Option must be specified at the time of order.
- * For the Flip OR Fold Leg option, one T base leg comes with 2 hidden casters as shown in the image below

Edge Option:





Metal Leg Options:



Wood Leg Options:



KREATIONS

MODEL NUMBER	PRODUCT	WIDTH	DEPTH	HEIGHT
 *Shown Above: TB-7224-DBN-M-D  *Rectangle Table Shape	Rectangle Table, 72" Width, 36" Depth	72"	36"	29"
	DROPPED BULLNOSE Edge;			
	with WOOD Leg Option:	72"	36"	29"
	TB-7236-DBN-W-SQ Square			
	TB-7236-DBN-W-SQR Square Radius			
	TB-7236-DBN-W-SQT Square Tapered			
	TB-7236-DBN-W-DT Diameter Tapered			
	TB-7236-DBN-W-SR Safari			
	with METAL Leg Option:	72"	36"	29"
	TB-7236-DBN-M-SQ Square			
	TB-7236-DBN-M-SS Square & Stem			
	TB-7236-DBN-M-D Diameter			
	TB-7236-DBN-M-DS Diameter & Stem			
	TB-7236-DBN-M-BO Balloon			
	TB-7236-DBN-MC-SQ Square with Casters			
	TB-7236-DBN-MC-SS Square & Stem with Casters			
	TB-7236-DBN-MC-D Diameter with Casters			
	TB-7236-DBN-MC-DS Diameter & Stem with Casters			
	TB-7236-DBN-FL Flip Leg (for Nesting Tables)			
	TB-7236-DBN-FD Folding Leg			
	Rectangle Table, 72" Width, 42" Depth	72"	42"	29"
	DROPPED BULLNOSE Edge;			
	with WOOD Leg Option:	72"	42"	29"
	TB-7242-DBN-W-SQ Square			
	TB-7242-DBN-W-SQR Square Radius			
	TB-7242-DBN-W-SQT Square Tapered			
	TB-7242-DBN-W-DT Diameter Tapered			
	TB-7242-DBN-W-SR Safari			
	with METAL Leg Option:	72"	42"	29"
	TB-7242-DBN-M-SQ Square			
	TB-7242-DBN-M-SS Square & Stem			
	TB-7242-DBN-M-D Diameter			
	TB-7242-DBN-M-DS Diameter & Stem			
	TB-7242-DBN-M-BO Balloon			
	TB-7242-DBN-MC-SQ Square with Casters			
	TB-7242-DBN-MC-SS Square & Stem with Casters			
	TB-7242-DBN-MC-D Diameter with Casters			
	TB-7242-DBN-MC-DS Diameter & Stem with Casters			
	TB-7242-DBN-FL Flip Leg (for Nesting Tables)			
	TB-7242-DBN-FD Folding Leg			

PRICEDESCRIPTION

Each Table Top is constructed using a 1 1/8" thick top with a Plastic Laminate top surface.

All Metal legs are coated electrostatically with an epoxy powder coat paint.


NOTES:

- * Table heights of 25" (children), 27" (youth), and 32" (wheelchair) are available by request.
- * Color of Metal Paint must be specified at the time of order.
- * Caster Leg options are recommended for Reading/Multipurpose Tables options and not meant to be used for stationary computer workstations.
- * For all tables with casters legs, only 2 legs will have casters, and the other legs will have levelers. This will create a "wheelbarrow" style of table which will ensure ease of mobility.
- * Color of the Caster Option must be specified at the time of order.
- * For the Flip OR Fold Leg option, one T base leg comes with 2 hidden casters as shown in the image below

Edge Option:





Metal Leg Options:



Wood Leg Options:



KREATIONS

MODEL NUMBER	PRODUCT	WIDTH	DEPTH	HEIGHT
 *Shown Above: TB-7224-DCH-M-D  *Rectangle Table Shape	Rectangle Table, 72" Width, 24" Depth	72"	24"	29"
	DROPPED CHAMFERED Edge;			
	with WOOD Leg Option:	72"	24"	29"
	TB-7224-DCH-W-SQ Square			
	TB-7224-DCH-W-SQR Square Radius			
	TB-7224-DCH-W-SQT Square Tapered			
	TB-7224-DCH-W-DT Diameter Tapered			
	TB-7224-DCH-W-SR Safari			
	with METAL Leg Option:	72"	24"	29"
	TB-7224-DCH-M-SQ Square			
	TB-7224-DCH-M-SS Square & Stem			
	TB-7224-DCH-M-D Diameter			
	TB-7224-DCH-M-DS Diameter & Stem			
	TB-7224-DCH-M-BO Balloon			
	TB-7224-DCH-MC-SQ Square with Casters			
	TB-7224-DCH-MC-SS Square & Stem with Casters			
	TB-7224-DCH-MC-D Diameter with Casters			
	TB-7224-DCH-MC-DS Diameter & Stem with Casters			
	Rectangle Table, 72" Width, 30" Depth	72"	30"	29"
	DROPPED CHAMFERED Edge;			
	with WOOD Leg Option:	72"	30"	29"
	TB-7230-DCH-W-SQ Square			
	TB-7230-DCH-W-SQR Square Radius			
	TB-7230-DCH-W-SQT Square Tapered			
	TB-7230-DCH-W-DT Diameter Tapered			
	TB-7230-DCH-W-SR Safari			
	with METAL Leg Option:	72"	30"	29"
	TB-7230-DCH-M-SQ Square			
	TB-7230-DCH-M-SS Square & Stem			
	TB-7230-DCH-M-D Diameter			
	TB-7230-DCH-M-DS Diameter & Stem			
	TB-7230-DCH-M-BO Balloon			
	TB-7230-DCH-MC-SQ Square with Casters			
	TB-7230-DCH-MC-SS Square & Stem with Casters			
	TB-7230-DCH-MC-D Diameter with Casters			
	TB-7230-DCH-MC-DS Diameter & Stem with Casters			
	TB-7230-DCH-FL Flip Leg (for Nesting Tables)			
	TB-7230-DCH-FD Folding Leg			

PRICEDESCRIPTION

Each Table Top is constructed using a 1 1/8" thick top with a Plastic Laminate top surface.

All Metal legs are coated electrostatically with an epoxy powder coat paint.


NOTES:

- * Table heights of 25" (children), 27" (youth), and 32" (wheelchair) are available by request.
- * Color of Metal Paint must be specified at the time of order.
- * Caster Leg options are recommended for Reading/Multipurpose Tables options and not meant to be used for stationary computer workstations.
- * For all tables with casters legs, only 2 legs will have casters, and the other legs will have levelers. This will create a "wheelbarrow" style of table which will ensure ease of mobility.
- * Color of the Caster Option must be specified at the time of order.
- * For the Flip OR Fold Leg option, one T base leg comes with 2 hidden casters as shown in the image below

Edge Option:





Metal Leg Options:



Wood Leg Options:



KREATIONS


MODEL NUMBER	PRODUCT	WIDTH	DEPTH	HEIGHT
 *Shown Above: TB-7224-DCH-M-D  *Rectangle Table Shape	Rectangle Table, 72" Width, 36" Depth	72"	36"	29"
	DROPPED CHAMFERED Edge;			
	with WOOD Leg Option:	72"	36"	29"
	TB-7236-DCH-W-SQ Square			
	TB-7236-DCH-W-SQR Square Radius			
	TB-7236-DCH-W-SQT Square Tapered			
	TB-7236-DCH-W-DT Diameter Tapered			
	TB-7236-DCH-W-SR Safari			
	with METAL Leg Option:	72"	36"	29"
	TB-7236-DCH-M-SQ Square			
	TB-7236-DCH-M-SS Square & Stem			
	TB-7236-DCH-M-D Diameter			
	TB-7236-DCH-M-DS Diameter & Stem			
	TB-7236-DCH-M-BO Balloon			
	TB-7236-DCH-MC-SQ Square with Casters			
	TB-7236-DCH-MC-SS Square & Stem with Casters			
	TB-7236-DCH-MC-D Diameter with Casters			
	TB-7236-DCH-MC-DS Diameter & Stem with Casters			
	TB-7236-DCH-FL Flip Leg (for Nesting Tables)			
	TB-7236-DCH-FD Folding Leg			
	Rectangle Table, 72" Width, 42" Depth	72"	42"	29"
	DROPPED CHAMFERED Edge;			
	with WOOD Leg Option:	72"	42"	29"
	TB-7242-DCH-W-SQ Square			
	TB-7242-DCH-W-SQR Square Radius			
	TB-7242-DCH-W-SQT Square Tapered			
	TB-7242-DCH-W-DT Diameter Tapered			
	TB-7242-DCH-W-SR Safari			
	with METAL Leg Option:	72"	42"	29"
	TB-7242-DCH-M-SQ Square			
	TB-7242-DCH-M-SS Square & Stem			
	TB-7242-DCH-M-D Diameter			
	TB-7242-DCH-M-DS Diameter & Stem			
	TB-7242-DCH-M-BO Balloon			
	TB-7242-DCH-MC-SQ Square with Casters			
	TB-7242-DCH-MC-SS Square & Stem with Casters			
	TB-7242-DCH-MC-D Diameter with Casters			
	TB-7242-DCH-MC-DS Diameter & Stem with Casters			
	TB-7242-DCH-FL Flip Leg (for Nesting Tables)			
	TB-7242-DCH-FD Folding Leg			

PRICE	DESCRIPTION
	Each Table Top is constructed using a 1 1/8" thick top with a Plastic Laminate top surface.
	All Metal legs are coated electrostatically with an epoxy powder coat paint.
	NOTES:
	* Table heights of 25" (children), 27" (youth), and 32" (wheelchair) are available by request.
	* Color of Metal Paint must be specified at the time of order.
	* Caster Leg options are recommended for Reading/Multipurpose Tables options and not meant to be used for stationary computer workstations.
	* For all tables with casters legs, only 2 legs will have casters, and the other legs will have levelers. This will create a "wheelbarrow" style of table which will ensure ease of mobility.
	* Color of the Caster Option must be specified at the time of order.
	* For the Flip OR Fold Leg option, one T base leg comes with 2 hidden casters as shown in the image below

Edge Option:





Metal Leg Options:



Wood Leg Options:



KREATIONS

MODEL NUMBER	PRODUCT	WIDTH	DEPTH	HEIGHT	PRICE
 *Shown Above: TB-7224-AL-M-D  *Rectangle Table Shape	Rectangle Table, 72" Width, 24" Depth	72"	24"	29"	
	ALUMINUM Edge;				
	with WOOD Leg Option:	72"	24"	29"	
	TB-7224-AL-W-SQ Square				\$ 1,070
	TB-7224-AL-W-SQR Square Radius				\$ 1,070
	TB-7224-AL-W-SQT Square Tapered				\$ 1,220
	TB-7224-AL-W-DT Diameter Tapered				\$ 1,350
	TB-7224-AL-W-SR Safari				\$ 1,355
	with METAL Leg Option:	72"	24"	29"	
	TB-7224-AL-M-SQ Square				\$ 1,005
	TB-7224-AL-M-SS Square & Stem				\$ 1,425
	TB-7224-AL-M-D Diameter				\$ 1,005
	TB-7224-AL-M-DS Diameter & Stem				\$ 1,425
	TB-7224-AL-M-BO Balloon				\$ 1,110
	TB-7224-AL-MC-SQ Square with Casters				\$ 1,230
	TB-7224-AL-MC-SS Square & Stem with Casters				\$ 1,655
	TB-7224-AL-MC-D Diameter with Casters				\$ 1,230
	TB-7224-AL-MC-DS Diameter & Stem with Casters				\$ 1,655
	TB-7224-AL-FL Flip Leg (for Nesting Tables)				\$ 1,845
	TB-7224-AL-FD Folding Leg				\$ 1,845
	Rectangle Table, 72" Width, 30" Depth	72"	30"	29"	
	ALUMINUM Edge;				
	with WOOD Leg Option:	72"	30"	29"	
	TB-7230-AL-W-SQ Square				\$ 1,115
	TB-7230-AL-W-SQR Square Radius				\$ 1,115
	TB-7230-AL-W-SQT Square Tapered				\$ 1,270
	TB-7230-AL-W-DT Diameter Tapered				\$ 1,395
	TB-7230-AL-W-SR Safari				\$ 1,405
	with METAL Leg Option:	72"	30"	29"	
	TB-7230-AL-M-SQ Square				\$ 1,050
	TB-7230-AL-M-SS Square & Stem				\$ 1,475
	TB-7230-AL-M-D Diameter				\$ 1,050
	TB-7230-AL-M-DS Diameter & Stem				\$ 1,475
	TB-7230-AL-M-BO Balloon				\$ 1,155
	TB-7230-AL-MC-SQ Square with Casters				\$ 1,280
	TB-7230-AL-MC-SS Square & Stem with Casters				\$ 1,700
	TB-7230-AL-MC-D Diameter with Casters				\$ 1,280
	TB-7230-AL-MC-DS Diameter & Stem with Casters				\$ 1,700
	TB-7230-AL-FL Flip Leg (for Nesting Tables)				\$ 1,905
	TB-7230-AL-FD Folding Leg				\$ 1,905

DESCRIPTION

Each Table Top is constructed using a 1 1/8" thick top with a Plastic Laminate top surface.

All Metal legs are coated electrostatically with an epoxy powder coat paint.

NOTES:


- * Table heights of 25" (children), 27" (youth), and 32" (wheelchair) are available by request.
- * Color of Metal Paint must be specified at the time of order.
- * Caster Leg options are recommended for Reading/Multipurpose Tables options and not meant to be used for stationary computer workstations.
- * For all tables with casters legs, only 2 legs will have casters, and the other legs will have levelers. This will create a "wheelbarrow" style of table which will ensure ease of mobility.
- * Color of the Caster Option must be specified at the time of order.
- * For the Flip OR Fold Leg option, one T base leg comes with 2 hidden casters as shown in the image below

Edge Option:



3mm Aluminum Edge *All table corners will be given a 6-inch radius for this edge option.



Metal Leg Options:



Wood Leg Options:



KREATIONS

MODEL NUMBER	PRODUCT	WIDTH	DEPTH	HEIGHT	PRICE
<div><p>*Shown Above: TB-7224-AL-M-D</p><div><p>*Rectangle Table Shape</p></div></div>	Rectangle Table, 72" Width, 36" Depth	72"	36"	29"	
	ALUMINUM Edge;				
	with WOOD Leg Option:	72"	36"	29"	
	TB-7236-AL-W-SQ Square				\$ 1,165
	TB-7236-AL-W-SQR Square Radius				\$ 1,165
	TB-7236-AL-W-SQT Square Tapered				\$ 1,315
	TB-7236-AL-W-DT Diameter Tapered				\$ 1,445
	TB-7236-AL-W-SR Safari				\$ 1,450
	with METAL Leg Option:	72"	36"	29"	
	TB-7236-AL-M-SQ Square				\$ 1,100
	TB-7236-AL-M-SS Square & Stem				\$ 1,520
	TB-7236-AL-M-D Diameter				\$ 1,100
	TB-7236-AL-M-DS Diameter & Stem				\$ 1,520
	TB-7236-AL-M-BO Balloon				\$ 1,205
	TB-7236-AL-MC-SQ Square with Casters				\$ 1,325
	TB-7236-AL-MC-SS Square & Stem with Casters				\$ 1,750
	TB-7236-AL-MC-D Diameter with Casters				\$ 1,325
	TB-7236-AL-MC-DS Diameter & Stem with Casters				\$ 1,750
	TB-7236-AL-FL Flip Leg (for Nesting Tables)				\$ 1,960
	TB-7236-AL-FD Folding Leg				\$ 1,960
	Rectangle Table, 72" Width, 42" Depth	72"	42"	29"	
	ALUMINUM Edge;				
	with WOOD Leg Option:	72"	42"	29"	
	TB-7242-AL-W-SQ Square				\$ 1,210
	TB-7242-AL-W-SQR Square Radius				\$ 1,210
	TB-7242-AL-W-SQT Square Tapered				\$ 1,365
	TB-7242-AL-W-DT Diameter Tapered				\$ 1,490
	TB-7242-AL-W-SR Safari				\$ 1,500
	with METAL Leg Option:	72"	42"	29"	
	TB-7242-AL-M-SQ Square				\$ 1,145
	TB-7242-AL-M-SS Square & Stem				\$ 1,570
	TB-7242-AL-M-D Diameter				\$ 1,145
	TB-7242-AL-M-DS Diameter & Stem				\$ 1,570
	TB-7242-AL-M-BO Balloon				\$ 1,250
	TB-7242-AL-MC-SQ Square with Casters				\$ 1,375
	TB-7242-AL-MC-SS Square & Stem with Casters				\$ 1,795
	TB-7242-AL-MC-D Diameter with Casters				\$ 1,375
	TB-7242-AL-MC-DS Diameter & Stem with Casters				\$ 1,795
	TB-7242-AL-FL Flip Leg (for Nesting Tables)				\$ 2,030
	TB-7242-AL-FD Folding Leg				\$ 2,030

DESCRIPTION

Each Table Top is constructed using a 1 1/8" thick top with a Plastic Laminate top surface.

All Metal legs are coated electrostatically with an epoxy powder coat paint.

NOTES:


- * Table heights of 25" (children), 27" (youth), and 32" (wheelchair) are available by request.
- * Color of Metal Paint must be specified at the time of order.
- * Caster Leg options are recommended for Reading/Multipurpose Tables options and not meant to be used for stationary computer workstations.
- * For all tables with casters legs, only 2 legs will have casters, and the other legs will have levelers. This will create a "wheelbarrow" style of table which will ensure ease of mobility.
- * Color of the Caster Option must be specified at the time of order.
- * For the Flip OR Fold Leg option, one T base leg comes with 2 hidden casters as shown in the image below

Edge Option:



3mm Aluminum Edge *All table corners will be given a 6-inch radius for this edge option.



Metal Leg Options:



Wood Leg Options:



KREATIONS

MODEL NUMBER	PRODUCT	WIDTH	DEPTH	HEIGHT	PRICE
 *Shown Above: TB-8442-AC-M-D  *Rectangle Table Shape	Rectangle Table, 84" Width, 36" Depth	84"	36"	29"	
	ACRYLIC Edge;				
	with WOOD Leg Option:	84"	36"	29"	
	TB-8436-AC-W-SQ Square				\$ 1,105
	TB-8436-AC-W-SQR Square Radius				\$ 1,105
	TB-8436-AC-W-SQT Square Tapered				\$ 1,255
	TB-8436-AC-W-DT Diameter Tapered				\$ 1,385
	TB-8436-AC-W-SR Safari				\$ 1,395
	with METAL Leg Option:	84"	36"	29"	
	TB-8436-AC-M-SQ Square				\$ 1,040
	TB-8436-AC-M-SS Square & Stem				\$ 1,465
	TB-8436-AC-M-D Diameter				\$ 1,040
	TB-8436-AC-M-DS Diameter & Stem				\$ 1,465
	TB-8436-AC-M-BO Balloon				\$ 1,140
	TB-8436-AC-MC-SQ Square with Casters				\$ 1,270
	TB-8436-AC-MC-SS Square & Stem with Casters				\$ 1,690
	TB-8436-AC-MC-D Diameter with Casters				\$ 1,270
	TB-8436-AC-MC-DS Diameter & Stem with Casters				\$ 1,690
	TB-8436-AC-FL Flip Leg (for Nesting Tables)				\$ 1,900
	TB-8436-AC-FD Folding Leg				\$ 1,900
	Rectangle Table, 84" Width, 42" Depth	84"	42"	29"	
	ACRYLIC Edge;				
	with WOOD Leg Option:	84"	42"	29"	
	TB-8442-AC-W-SQ Square				\$ 1,155
	TB-8442-AC-W-SQR Square Radius				\$ 1,155
	TB-8442-AC-W-SQT Square Tapered				\$ 1,305
	TB-8442-AC-W-DT Diameter Tapered				\$ 1,435
	TB-8442-AC-W-SR Safari				\$ 1,445
	with METAL Leg Option:	84"	42"	29"	
	TB-8442-AC-M-SQ Square				\$ 1,090
	TB-8442-AC-M-SS Square & Stem				\$ 1,510
	TB-8442-AC-M-D Diameter				\$ 1,090
	TB-8442-AC-M-DS Diameter & Stem				\$ 1,510
	TB-8442-AC-M-BO Balloon				\$ 1,190
	TB-8442-AC-MC-SQ Square with Casters				\$ 1,315
	TB-8442-AC-MC-SS Square & Stem with Casters				\$ 1,740
	TB-8442-AC-MC-D Diameter with Casters				\$ 1,315
	TB-8442-AC-MC-DS Diameter & Stem with Casters				\$ 1,740
	TB-8442-AC-FL Flip Leg (for Nesting Tables)				\$ 1,975
	TB-8442-AC-FD Folding Leg				\$ 1,975

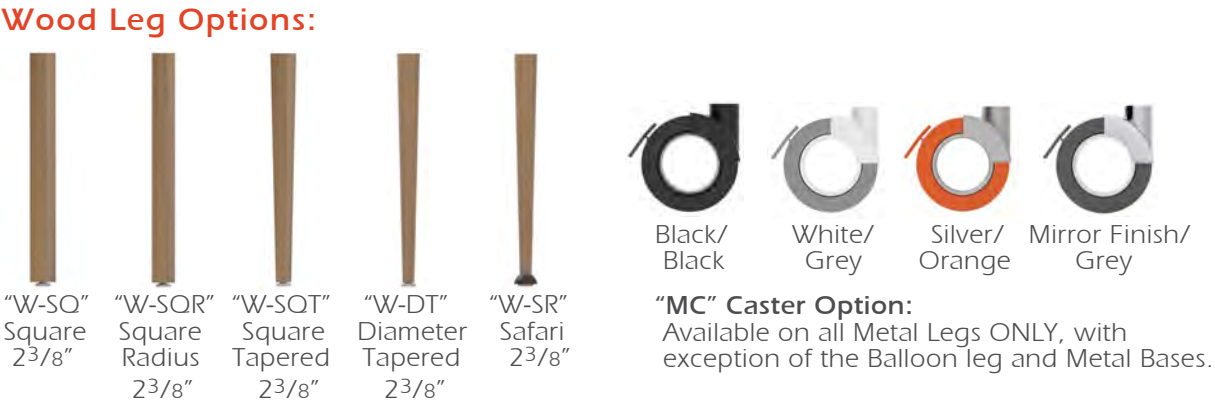
DESCRIPTION

Each Table Top is constructed using a 1" thick top with a Plastic Laminate top surface.



All Metal legs are coated electrostatically with an epoxy powder coat paint.

NOTES:

- * Table heights of 25" (children), 27" (youth), and 32" (wheelchair) are available by request.
- * Color of Metal Paint must be specified at the time of order.
- * Caster Leg options are recommended for Reading/Multipurpose Tables options and not meant to be used for stationary computer workstations.
- * For all tables with casters legs, only 2 legs will have casters, and the other legs will have levelers. This will create a "wheelbarrow" style of table which will ensure ease of mobility.
- * Color of the Caster Option must be specified at the time of order.
- * For the Flip OR Fold Leg option, one T base leg comes with 2 hidden casters as shown in the image below.



KREATIONS

MODEL NUMBER	PRODUCT	WIDTH	DEPTH	HEIGHT	PRICE
 *Shown Above: TB-8442-AC-M-D  *Rectangle Table Shape	Rectangle Table, 84" Width, 48" Depth	84"	48"	29"	
	ACRYLIC Edge;				
	with WOOD Leg Option:	84"	48"	29"	
	TB-8448-AC-W-SQ Square				\$ 1,205
	TB-8448-AC-W-SQR Square Radius				\$ 1,205
	TB-8448-AC-W-SQT Square Tapered				\$ 1,355
	TB-8448-AC-W-DT Diameter Tapered				\$ 1,485
	TB-8448-AC-W-SR Safari				\$ 1,490
	with METAL Leg Option:	84"	48"	29"	
	TB-8448-AC-M-SQ Square				\$ 1,140
	TB-8448-AC-M-SS Square & Stem				\$ 1,560
	TB-8448-AC-M-D Diameter				\$ 1,140
	TB-8448-AC-M-DS Diameter & Stem				\$ 1,560
	TB-8448-AC-M-BO Balloon				\$ 1,240
	TB-8448-AC-MC-SQ Square with Casters				\$ 1,365
	TB-8448-AC-MC-SS Square & Stem with Casters				\$ 1,790
	TB-8448-AC-MC-D Diameter with Casters				\$ 1,365
	TB-8448-AC-MC-DS Diameter & Stem with Casters				\$ 1,790
	TB-8448-AC-FL Flip Leg (for Nesting Tables)				\$ 2,025
	TB-8448-AC-FD Folding Leg				\$ 2,025


DESCRIPTION



Each Table Top is constructed using a 1" thick top with a Plastic Laminate top surface.

All Metal legs are coated electrostatically with an epoxy powder coat paint.

NOTES:

- * Table heights of 25" (children), 27" (youth), and 32" (wheelchair) are available by request.
- * Color of Metal Paint must be specified at the time of order.
- * Caster Leg options are recommended for Reading/Multipurpose Tables options and not meant to be used for stationary computer workstations.
- * For all tables with casters legs, only 2 legs will have casters, and the other legs will have levelers. This will create a "wheelbarrow" style of table which will ensure ease of mobility.
- * Color of the Caster Option must be specified at the time of order.
- * For the Flip OR Fold Leg option, one T base leg comes with 2 hidden casters as shown in the image below.



MODEL NUMBER	PRODUCT	WIDTH	DEPTH	HEIGHT	PRICE
 *Shown Above: TB-8442-SQ-M-D  *Rectangle Table Shape	Rectangle Table, 84" Width, 36" Depth	84"	36"	29"	
	SQUARE Edge;				
	with WOOD Leg Option:	84"	36"	29"	
	TB-8436-SQ-W-SQ Square				\$ 1,295
	TB-8436-SQ-W-SQR Square Radius				\$ 1,295
	TB-8436-SQ-W-SQT Square Tapered				\$ 1,445
	TB-8436-SQ-W-DT Diameter Tapered				\$ 1,575
	TB-8436-SQ-W-SR Safari				\$ 1,585
	with METAL Leg Option:	84"	36"	29"	
	TB-8436-SQ-M-SQ Square				\$ 1,230
	TB-8436-SQ-M-SS Square & Stem				\$ 1,655
	TB-8436-SQ-M-D Diameter				\$ 1,230
	TB-8436-SQ-M-DS Diameter & Stem				\$ 1,655
	TB-8436-SQ-M-BO Balloon				\$ 1,330
	TB-8436-SQ-MC-SQ Square with Casters				\$ 1,460
	TB-8436-SQ-MC-SS Square & Stem with Casters				\$ 1,880
	TB-8436-SQ-MC-D Diameter with Casters				\$ 1,460
	TB-8436-SQ-MC-DS Diameter & Stem with Casters				\$ 1,880
	TB-8436-SQ-FL Flip Leg (for Nesting Tables)				\$ 2,090
	TB-8436-SQ-FD Folding Leg				\$ 2,090
	Rectangle Table, 84" Width, 42" Depth	84"	42"	29"	
	SQUARE Edge;				
	with WOOD Leg Option:	84"	42"	29"	
	TB-8442-SQ-W-SQ Square				\$ 1,350
	TB-8442-SQ-W-SQR Square Radius				\$ 1,350
	TB-8442-SQ-W-SQT Square Tapered				\$ 1,505
	TB-8442-SQ-W-DT Diameter Tapered				\$ 1,635
	TB-8442-SQ-W-SR Safari				\$ 1,640
	with METAL Leg Option:	84"	42"	29"	
	TB-8442-SQ-M-SQ Square				\$ 1,285
	TB-8442-SQ-M-SS Square & Stem				\$ 1,710
	TB-8442-SQ-M-D Diameter				\$ 1,285
	TB-8442-SQ-M-DS Diameter & Stem				\$ 1,710
	TB-8442-SQ-M-BO Balloon				\$ 1,390
	TB-8442-SQ-MC-SQ Square with Casters				\$ 1,515
	TB-8442-SQ-MC-SS Square & Stem with Casters				\$ 1,935
	TB-8442-SQ-MC-D Diameter with Casters				\$ 1,515
	TB-8442-SQ-MC-DS Diameter & Stem with Casters				\$ 1,935
	TB-8442-SQ-FL Flip Leg (for Nesting Tables)				\$ 2,170
	TB-8442-SQ-FD Folding Leg				\$ 2,170

DESCRIPTION

Each Table Top is constructed using a 1 1/8" thick top with a Plastic Laminate top surface.

All Metal legs are coated electrostatically with an epoxy powder coat paint.


NOTES:

- * Table heights of 25" (children), 27" (youth), and 32" (wheelchair) are available by request.
- * Color of Metal Paint must be specified at the time of order.
- * Caster Leg options are recommended for Reading/Multipurpose Tables options and not meant to be used for stationary computer workstations.
- * For all tables with casters legs, only 2 legs will have casters, and the other legs will have levelers. This will create a "wheelbarrow" style of table which will ensure ease of mobility.
- * Color of the Caster Option must be specified at the time of order.
- * For the Flip OR Fold Leg option, one T base leg comes with 2 hidden casters as shown in the image below.

Edge Option:





Metal Leg Options:



Wood Leg Options:



KREATIONS

MODEL NUMBER	PRODUCT	WIDTH	DEPTH	HEIGHT	PRICE
 *Shown Above: TB-8442-SQ-M-D  *Rectangle Table Shape	Rectangle Table, 84" Width, 48" Depth	84"	48"	29"	
	SQUARE Edge;				
	with WOOD Leg Option:	84"	48"	29"	
	TB-8448-SQ-W-SQ Square				\$ 1,410
	TB-8448-SQ-W-SQR Square Radius				\$ 1,410
	TB-8448-SQ-W-SQT Square Tapered				\$ 1,565
	TB-8448-SQ-W-DT Diameter Tapered				\$ 1,695
	TB-8448-SQ-W-SR Safari				\$ 1,700
	with METAL Leg Option:	84"	48"	29"	
	TB-8448-SQ-M-SQ Square				\$ 1,350
	TB-8448-SQ-M-SS Square & Stem				\$ 1,770
	TB-8448-SQ-M-D Diameter				\$ 1,350
	TB-8448-SQ-M-DS Diameter & Stem				\$ 1,770
	TB-8448-SQ-M-BO Balloon				\$ 1,450
	TB-8448-SQ-MC-SQ Square with Casters				\$ 1,570
	TB-8448-SQ-MC-SS Square & Stem with Casters				\$ 1,995
	TB-8448-SQ-MC-D Diameter with Casters				\$ 1,570
	TB-8448-SQ-MC-DS Diameter & Stem with Casters				\$ 1,995
	TB-8448-SQ-FL Flip Leg (for Nesting Tables)				\$ 2,235
	TB-8448-SQ-FD Folding Leg				\$ 2,235

DESCRIPTION

Each Table Top is constructed using a 1 1/8" thick top with a Plastic Laminate top surface.

All Metal legs are coated electrostatically with an epoxy powder coat paint.


NOTES:

- * Table heights of 25" (children), 27" (youth), and 32" (wheelchair) are available by request.
- * Color of Metal Paint must be specified at the time of order.
- * Caster Leg options are recommended for Reading/Multipurpose Tables options and not meant to be used for stationary computer workstations.
- * For all tables with casters legs, only 2 legs will have casters, and the other legs will have levelers. This will create a "wheelbarrow" style of table which will ensure ease of mobility.
- * Color of the Caster Option must be specified at the time of order.
- * For the Flip OR Fold Leg option, one T base leg comes with 2 hidden casters as shown in the image below.


Edge Option:





Metal Leg Options:



Wood Leg Options:



KREATIONS

MODEL NUMBER	PRODUCT	WIDTH	DEPTH	HEIGHT	PRICE
 *Shown Above: TB-8442-DSQ-M-D  *Rectangle Table Shape	Rectangle Table, 84" Width, 36" Depth	84"	36"	29"	
	DROPPED SQUARE Edge;				
	with WOOD Leg Option:	84"	36"	29"	
	TB-8436-DSQ-W-SQ Square				\$ 1,395
	TB-8436-DSQ-W-SQR Square Radius				\$ 1,395
	TB-8436-DSQ-W-SQT Square Tapered				\$ 1,550
	TB-8436-DSQ-W-DT Diameter Tapered				\$ 1,680
	TB-8436-DSQ-W-SR Safari				\$ 1,685
	with METAL Leg Option:	84"	36"	29"	
	TB-8436-DSQ-M-SQ Square				\$ 1,330
	TB-8436-DSQ-M-SS Square & Stem				\$ 1,760
	TB-8436-DSQ-M-D Diameter				\$ 1,330
	TB-8436-DSQ-M-DS Diameter & Stem				\$ 1,760
	TB-8436-DSQ-M-BO Balloon				\$ 1,435
	TB-8436-DSQ-MC-SQ Square with Casters				\$ 1,560
	TB-8436-DSQ-MC-SS Square & Stem with Casters				\$ 1,980
	TB-8436-DSQ-MC-D Diameter with Casters				\$ 1,560
	TB-8436-DSQ-MC-DS Diameter & Stem with Casters				\$ 1,980
	TB-8436-DSQ-FL Flip Leg (for Nesting Tables)				\$ 2,195
	TB-8436-DSQ-FD Folding Leg				\$ 2,195
	Rectangle Table, 84" Width, 42" Depth	84"	42"	29"	
	DROPPED SQUARE Edge;				
	with WOOD Leg Option:	84"	42"	29"	
	TB-8442-DSQ-W-SQ Square				\$ 1,460
	TB-8442-DSQ-W-SQR Square Radius				\$ 1,460
	TB-8442-DSQ-W-SQT Square Tapered				\$ 1,615
	TB-8442-DSQ-W-DT Diameter Tapered				\$ 1,745
	TB-8442-DSQ-W-SR Safari				\$ 1,750
	with METAL Leg Option:	84"	42"	29"	
	TB-8442-DSQ-M-SQ Square				\$ 1,395
	TB-8442-DSQ-M-SS Square & Stem				\$ 1,820
	TB-8442-DSQ-M-D Diameter				\$ 1,395
	TB-8442-DSQ-M-DS Diameter & Stem				\$ 1,820
	TB-8442-DSQ-M-BO Balloon				\$ 1,500
	TB-8442-DSQ-MC-SQ Square with Casters				\$ 935
	TB-8442-DSQ-MC-SS Square & Stem with Casters				\$ 2,045
	TB-8442-DSQ-MC-D Diameter with Casters				\$ 1,620
	TB-8442-DSQ-MC-DS Diameter & Stem with Casters				\$ 2,045
	TB-8442-DSQ-FL Flip Leg (for Nesting Tables)				\$ 2,280
	TB-8442-DSQ-FD Folding Leg				\$ 2,280

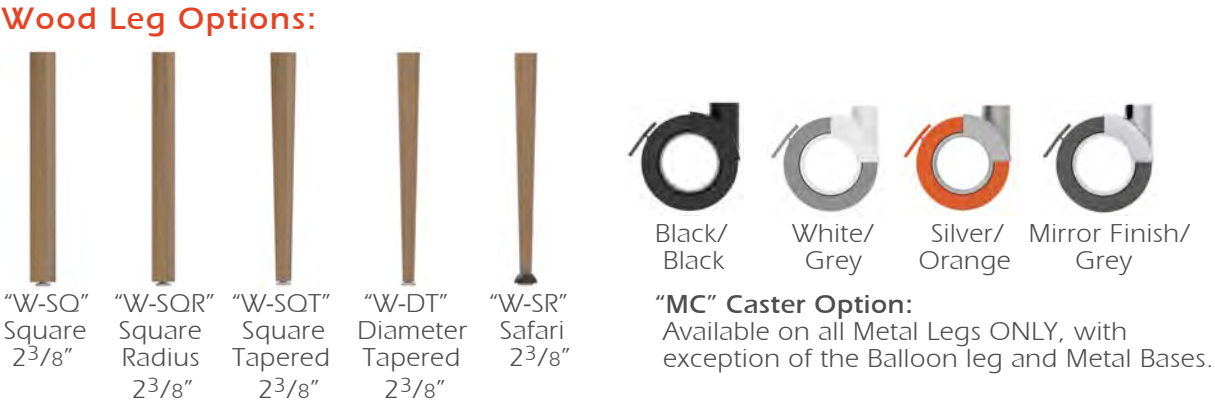
DESCRIPTION

Each Table Top is constructed using a 1 1/8" thick top with a Plastic Laminate top surface.

All Metal legs are coated electrostatically with an epoxy powder coat paint.

NOTES:

- * Table heights of 25" (children), 27" (youth), and 32" (wheelchair) are available by request.
- * Color of Metal Paint must be specified at the time of order.
- * Caster Leg options are recommended for Reading/Multipurpose Tables options and not meant to be used for stationary computer workstations.
- * For all tables with casters legs, only 2 legs will have casters, and the other legs will have levelers. This will create a "wheelbarrow" style of table which will ensure ease of mobility.
- * Color of the Caster Option must be specified at the time of order.
- * For the Flip OR Fold Leg option, one T base leg comes with 2 hidden casters as shown in the image below



KREATIONS

MODEL NUMBER	PRODUCT	WIDTH	DEPTH	HEIGHT
 *Shown Above: TB-8442-DSQ-M-D  *Rectangle Table Shape	Rectangle Table, 84" Width, 48" Depth	84"	48"	29"
	DROPPED SQUARE Edge;			
	with WOOD Leg Option:	84"	48"	29"
	TB-8448-DSQ-W-SQ Square			
	TB-8448-DSQ-W-SQR Square Radius			
	TB-8448-DSQ-W-SQT Square Tapered			
	TB-8448-DSQ-W-DT Diameter Tapered			
	TB-8448-DSQ-W-SR Safari			
	with METAL Leg Option:	84"	48"	29"
	TB-8448-DSQ-M-SQ Square			
	TB-8448-DSQ-M-SS Square & Stem			
	TB-8448-DSQ-M-D Diameter			
	TB-8448-DSQ-M-DS Diameter & Stem			
	TB-8448-DSQ-M-BO Balloon			
	TB-8448-DSQ-MC-SQ Square with Casters			
	TB-8448-DSQ-MC-SS Square & Stem with Casters			
	TB-8448-DSQ-MC-D Diameter with Casters			
	TB-8448-DSQ-MC-DS Diameter & Stem with Casters			
	TB-8448-DSQ-FL Flip Leg (for Nesting Tables)			
	TB-8448-DSQ-FD Folding Leg			

PRICE	DESCRIPTION
-------	-------------

Each Table Top is constructed using a 1 1/8" thick top with a Plastic Laminate top surface.

All Metal legs are coated electrostatically with an epoxy powder coat paint.

NOTES:

- * Table heights of 25" (children), 27" (youth), and 32" (wheelchair) are available by request.
- * Color of Metal Paint must be specified at the time of order.
- * Caster Leg options are recommended for Reading/Multipurpose Tables options and not meant to be used for stationary computer workstations.
- * For all tables with casters legs, only 2 legs will have casters, and the other legs will have levelers. This will create a "wheelbarrow" style of table which will ensure ease of mobility.
- * Color of the Caster Option must be specified at the time of order.
- * For the Flip OR Fold Leg option, one T base leg comes with 2 hidden casters as shown in the image below


\$ 1,525
\$ 1,525
\$ 1,680
\$ 1,805
\$ 1,815

\$ 1,460
\$ 1,885
\$ 1,460
\$ 1,885
\$ 1,565
\$ 1,685
\$ 2,110
\$ 1,685
\$ 2,110
\$ 2,345
\$ 2,345


Edge Option:





Metal Leg Options:



Wood Leg Options:



"MC" Caster Option:
Available on all Metal Legs ONLY, with exception of the Balloon leg and Metal Bases.

MODEL NUMBER	PRODUCT	WIDTH	DEPTH	HEIGHT
 *Shown Above: TB-8442-DBN-M-D  *Rectangle Table Shape	Rectangle Table, 84" Width, 36" Depth	84"	36"	29"
	DROPPED BULLNOSE Edge;			
	with WOOD Leg Option:	84"	36"	29"
	TB-8436-DBN-W-SQ Square			
	TB-8436-DBN-W-SQR Square Radius			
	TB-8436-DBN-W-SQT Square Tapered			
	TB-8436-DBN-W-DT Diameter Tapered			
	TB-8436-DBN-W-SR Safari			
	with METAL Leg Option:	84"	36"	29"
	TB-8436-DBN-M-SQ Square			
	TB-8436-DBN-M-SS Square & Stem			
	TB-8436-DBN-M-D Diameter			
	TB-8436-DBN-M-DS Diameter & Stem			
	TB-8436-DBN-M-BO Balloon			
	TB-8436-DBN-MC-SQ Square with Casters			
	TB-8436-DBN-MC-SS Square & Stem with Casters			
	TB-8436-DBN-MC-D Diameter with Casters			
	TB-8436-DBN-MC-DS Diameter & Stem with Casters			
	Rectangle Table, 84" Width, 42" Depth	84"	42"	29"
	DROPPED BULLNOSE Edge;			
	with WOOD Leg Option:	84"	42"	29"
	TB-8442-DBN-W-SQ Square			
	TB-8442-DBN-W-SQR Square Radius			
	TB-8442-DBN-W-SQT Square Tapered			
	TB-8442-DBN-W-DT Diameter Tapered			
	TB-8442-DBN-W-SR Safari			
	with METAL Leg Option:	84"	42"	29"
	TB-8442-DBN-M-SQ Square			
	TB-8442-DBN-M-SS Square & Stem			
	TB-8442-DBN-M-D Diameter			
	TB-8442-DBN-M-DS Diameter & Stem			
	TB-8442-DBN-M-BO Balloon			
	TB-8442-DBN-MC-SQ Square with Casters			
	TB-8442-DBN-MC-SS Square & Stem with Casters			
	TB-8442-DBN-MC-D Diameter with Casters			
	TB-8442-DBN-MC-DS Diameter & Stem with Casters			
	TB-8442-DBN-FL Flip Leg (for Nesting Tables)			
	TB-8442-DBN-FD Folding Leg			


PRICEDESCRIPTION

Each Table Top is constructed using a 1 1/8" thick top with a Plastic Laminate top surface.

All Metal legs are coated electrostatically with an epoxy powder coat paint.

NOTES:

- * Table heights of 25" (children), 27" (youth), and 32" (wheelchair) are available by request.
- * Color of Metal Paint must be specified at the time of order.
- * Caster Leg options are recommended for Reading/Multipurpose Tables options and not meant to be used for stationary computer workstations.
- * For all tables with casters legs, only 2 legs will have casters, and the other legs will have levelers. This will create a "wheelbarrow" style of table which will ensure ease of mobility.
- * Color of the Caster Option must be specified at the time of order.
- * For the Flip OR Fold Leg option, one T base leg comes with 2 hidden casters as shown in the image below



KREATIONS

MODEL NUMBER	PRODUCT	WIDTH	DEPTH	HEIGHT
 *Shown Above: TB-8442-DBN-M-D  *Rectangle Table Shape	Rectangle Table, 84" Width, 48" Depth	84"	48"	29"
	DROPPED BULLNOSE Edge;			
	with WOOD Leg Option:	84"	48"	29"
	TB-8448-DBN-W-SQ Square			
	TB-8448-DBN-W-SQR Square Radius			
	TB-8448-DBN-W-SQT Square Tapered			
	TB-8448-DBN-W-DT Diameter Tapered			
	TB-8448-DBN-W-SR Safari			
	with METAL Leg Option:	84"	48"	29"
	TB-8448-DBN-M-SQ Square			
	TB-8448-DBN-M-SS Square & Stem			
	TB-8448-DBN-M-D Diameter			
	TB-8448-DBN-M-DS Diameter & Stem			
	TB-8448-DBN-M-BO Balloon			
	TB-8448-DBN-MC-SQ Square with Casters			
	TB-8448-DBN-MC-SS Square & Stem with Casters			
	TB-8448-DBN-MC-D Diameter with Casters			
	TB-8448-DBN-MC-DS Diameter & Stem with Casters			
	TB-8448-DBN-FL Flip Leg (for Nesting Tables)			
	TB-8448-DBN-FD Folding Leg			

PRICE	DESCRIPTION
-------	-------------

Each Table Top is constructed using a 1 1/8" thick top with a Plastic Laminate top surface.

All Metal legs are coated electrostatically with an epoxy powder coat paint.

NOTES:

- * Table heights of 25" (children), 27" (youth), and 32" (wheelchair) are available by request.
- * Color of Metal Paint must be specified at the time of order.
- * Caster Leg options are recommended for Reading/Multipurpose Tables options and not meant to be used for stationary computer workstations.
- * For all tables with casters legs, only 2 legs will have casters, and the other legs will have levelers. This will create a "wheelbarrow" style of table which will ensure ease of mobility.
- * Color of the Caster Option must be specified at the time of order.
- * For the Flip OR Fold Leg option, one T base leg comes with 2 hidden casters as shown in the image below


\$ 1,540
\$ 1,540
\$ 1,690
\$ 1,820
\$ 1,825

\$ 1,475
\$ 1,895
\$ 1,475
\$ 1,895
\$ 1,575
\$ 1,695
\$ 2,125
\$ 1,695
\$ 2,125
\$ 2,360
\$ 2,360

Edge Option:





Metal Leg Options:



Wood Leg Options:



MODEL NUMBER	PRODUCT	WIDTH	DEPTH	HEIGHT
 *Shown Above: TB-8442-DCH-M-D  *Rectangle Table Shape	Rectangle Table, 84" Width, 36" Depth	84"	36"	29"
	DROPPED CHAMFERED Edge;			
	with WOOD Leg Option:	84"	36"	29"
	TB-8436-DCH-W-SQ Square			
	TB-8436-DCH-W-SQR Square Radius			
	TB-8436-DCH-W-SQT Square Tapered			
	TB-8436-DCH-W-DT Diameter Tapered			
	TB-8436-DCH-W-SR Safari			
	with METAL Leg Option:	84"	36"	29"
	TB-8436-DCH-M-SQ Square			
	TB-8436-DCH-M-SS Square & Stem			
	TB-8436-DCH-M-D Diameter			
	TB-8436-DCH-M-DS Diameter & Stem			
	TB-8436-DCH-M-BO Balloon			
	TB-8436-DCH-MC-SQ Square with Casters			
	TB-8436-DCH-MC-SS Square & Stem with Casters			
	TB-8436-DCH-MC-D Diameter with Casters			
	TB-8436-DCH-MC-DS Diameter & Stem with Casters			
	TB-8436-DCH-FL Flip Leg (for Nesting Tables)			
	TB-8436-DCH-FD Folding Leg			
	Rectangle Table, 84" Width, 42" Depth	84"	42"	29"
	DROPPED CHAMFERED Edge;			
	with WOOD Leg Option:	84"	42"	29"
	TB-8442-DCH-W-SQ Square			
	TB-8442-DCH-W-SQR Square Radius			
	TB-8442-DCH-W-SQT Square Tapered			
	TB-8442-DCH-W-DT Diameter Tapered			
	TB-8442-DCH-W-SR Safari			
	with METAL Leg Option:	84"	42"	29"
	TB-8442-DCH-M-SQ Square			
	TB-8442-DCH-M-SS Square & Stem			
	TB-8442-DCH-M-D Diameter			
	TB-8442-DCH-M-DS Diameter & Stem			
	TB-8442-DCH-M-BO Balloon			
	TB-8442-DCH-MC-SQ Square with Casters			
	TB-8442-DCH-MC-SS Square & Stem with Casters			
	TB-8442-DCH-MC-D Diameter with Casters			
	TB-8442-DCH-MC-DS Diameter & Stem with Casters			
	TB-8442-DCH-FL Flip Leg (for Nesting Tables)			
	TB-8442-DCH-FD Folding Leg			

PRICEDESCRIPTION

Each Table Top is constructed using a 1 1/8" thick top with a Plastic Laminate top surface.

All Metal legs are coated electrostatically with an epoxy powder coat paint.

NOTES:

- * Table heights of 25" (children), 27" (youth), and 32" (wheelchair) are available by request.
- * Color of Metal Paint must be specified at the time of order.
- * Caster Leg options are recommended for Reading/Multipurpose Tables options and not meant to be used for stationary computer workstations.
- * For all tables with casters legs, only 2 legs will have casters, and the other legs will have levelers. This will create a "wheelbarrow" style of table which will ensure ease of mobility.
- * Color of the Caster Option must be specified at the time of order.
- * For the Flip OR Fold Leg option, one T base leg comes with 2 hidden casters as shown in the image below


\$ 1,410
\$ 1,410
\$ 1,560
\$ 1,690
\$ 1,695
\$ 1,345

\$ 1,770
\$ 1,345
\$ 1,770
\$ 1,445
\$ 1,570
\$ 1,995
\$ 1,570
\$ 1,995
\$ 2,205
\$ 2,205

Edge Option:



Metal Leg Options:




Wood Leg Options:



\$ 1,410
\$ 1,830
\$ 1,410
\$ 1,830
\$ 1,510
\$ 1,635
\$ 2,060
\$ 1,635
\$ 2,060
\$ 2,295
\$ 2,295

"MC" Caster Option:
Available on all Metal Legs ONLY, with exception of the Balloon leg and Metal Bases.

KREATIONS

MODEL NUMBER	PRODUCT	WIDTH	DEPTH	HEIGHT
 <div>*Shown Above: TB-8442-DCH-M-D</div> <div>*Rectangle Table Shape</div>	Rectangle Table, 84" Width, 48" Depth	84"	48"	29"
	DROPPED CHAMFERED Edge;			
	with WOOD Leg Option:	84"	48"	29"
	TB-8448-DCH-W-SQ Square			
	TB-8448-DCH-W-SQR Square Radius			
	TB-8448-DCH-W-SQT Square Tapered			
	TB-8448-DCH-W-DT Diameter Tapered			
	TB-8448-DCH-W-SR Safari			
	with METAL Leg Option:	84"	48"	29"
	TB-8448-DCH-M-SQ Square			
	TB-8448-DCH-M-SS Square & Stem			
	TB-8448-DCH-M-D Diameter			
	TB-8448-DCH-M-DS Diameter & Stem			
	TB-8448-DCH-M-BO Balloon			
	TB-8448-DCH-MC-SQ Square with Casters			
	TB-8448-DCH-MC-SS Square & Stem with Casters			
	TB-8448-DCH-MC-D Diameter with Casters			
	TB-8448-DCH-MC-DS Diameter & Stem with Casters			
	TB-8448-DCH-FL Flip Leg (for Nesting Tables)			
	TB-8448-DCH-FD Folding Leg			

PRICE	DESCRIPTION
-------	-------------

Each Table Top is constructed using a 1 1/8" thick top with a Plastic Laminate top surface.

All Metal legs are coated electrostatically with an epoxy powder coat paint.

NOTES:

- * Table heights of 25" (children), 27" (youth), and 32" (wheelchair) are available by request.
- * Color of Metal Paint must be specified at the time of order.
- * Caster Leg options are recommended for Reading/Multipurpose Tables options and not meant to be used for stationary computer workstations.
- * For all tables with casters legs, only 2 legs will have casters, and the other legs will have levelers. This will create a "wheelbarrow" style of table which will ensure ease of mobility.
- * Color of the Caster Option must be specified at the time of order.
- * For the Flip OR Fold Leg option, one T base leg comes with 2 hidden casters as shown in the image below

\$ 1,540

\$ 1,540

\$ 1,690

\$ 1,820

\$ 1,825

\$ 1,475

\$ 1,895

\$ 1,475

\$ 1,895

\$ 1,575

\$ 1,695

\$ 2,125

\$ 1,695

\$ 2,125


\$ 2,360

\$ 2,360

Edge Option:





Metal Leg Options:



Wood Leg Options:



KREATIONS

MODEL NUMBER	PRODUCT	WIDTH	DEPTH	HEIGHT	PRICE
 *Shown Above: TB-8442-AL-M-D  *Rectangle Table Shape	Rectangle Table, 84" Width, 36" Depth	84"	36"	29"	
	ALUMINUM Edge;				
	with WOOD Leg Option:	84"	36"	29"	
	TB-8436-AL-W-SQ Square				\$ 1,220
	TB-8436-AL-W-SQR Square Radius				\$ 1,220
	TB-8436-AL-W-SQT Square Tapered				\$ 1,370
	TB-8436-AL-W-DT Diameter Tapered				\$ 1,500
	TB-8436-AL-W-SR Safari				\$ 1,505
					\$ 1,155
	with METAL Leg Option:	84"	36"	29"	
	TB-8436-AL-M-SQ Square				\$ 1,580
	TB-8436-AL-M-SS Square & Stem				\$ 1,155
	TB-8436-AL-M-D Diameter				\$ 1,580
	TB-8436-AL-M-DS Diameter & Stem				\$ 1,255
	TB-8436-AL-M-BO Balloon				\$ 1,380
	TB-8436-AL-MC-SQ Square with Casters				\$ 1,805
	TB-8436-AL-MC-SS Square & Stem with Casters				\$ 1,380
	TB-8436-AL-MC-D Diameter with Casters				\$ 1,805
	TB-8436-AL-MC-DS Diameter & Stem with Casters				\$ 1,805
	TB-8436-AL-FL Flip Leg (for Nesting Tables)				\$ 2,015
	TB-8436-AL-FD Folding Leg				\$ 2,015
	Rectangle Table, 84" Width, 42" Depth	84"	42"	29"	
	ALUMINUM Edge;				
	with WOOD Leg Option:	84"	42"	29"	
	TB-8442-AL-W-SQ Square				\$ 1,270
	TB-8442-AL-W-SQR Square Radius				\$ 1,270
	TB-8442-AL-W-SQT Square Tapered				\$ 1,425
	TB-8442-AL-W-DT Diameter Tapered				\$ 1,555
	TB-8442-AL-W-SR Safari				\$ 1,560
	with METAL Leg Option:	84"	42"	29"	
	TB-8442-AL-M-SQ Square				\$ 1,205
	TB-8442-AL-M-SS Square & Stem				\$ 1,635
	TB-8442-AL-M-D Diameter				\$ 1,205
	TB-8442-AL-M-DS Diameter & Stem				\$ 1,635
	TB-8442-AL-M-BO Balloon				\$ 1,310
	TB-8442-AL-MC-SQ Square with Casters				\$ 1,435
	TB-8442-AL-MC-SS Square & Stem with Casters				\$ 1,855
	TB-8442-AL-MC-D Diameter with Casters				\$ 1,435
	TB-8442-AL-MC-DS Diameter & Stem with Casters				\$ 1,855
	TB-8442-AL-FL Flip Leg (for Nesting Tables)				\$ 2,090
	TB-8442-AL-FD Folding Leg				\$ 2,090

DESCRIPTION

Each Table Top is constructed using a 1 1/8" thick top with a Plastic Laminate top surface.

All Metal legs are coated electrostatically with an epoxy powder coat paint.

NOTES:


- * Table heights of 25" (children), 27" (youth), and 32" (wheelchair) are available by request.
- * Color of Metal Paint must be specified at the time of order.
- * Caster Leg options are recommended for Reading/Multipurpose Tables options and not meant to be used for stationary computer workstations.
- * For all tables with casters legs, only 2 legs will have casters, and the other legs will have levelers. This will create a "wheelbarrow" style of table which will ensure ease of mobility.
- * Color of the Caster Option must be specified at the time of order.
- * For the Flip OR Fold Leg option, one T base leg comes with 2 hidden casters as shown in the image below

Edge Option:



3mm Aluminum Edge *All table corners will be given a 6-inch radius for this edge option.



Metal Leg Options:



Wood Leg Options:



KREATIONS

MODEL NUMBER	PRODUCT	WIDTH	DEPTH	HEIGHT	PRICE
 *Shown Above: TB-8442-AL-M-D  *Rectangle Table Shape	Rectangle Table, 84" Width, 48" Depth	84"	48"	29"	
	ALUMINUM Edge;				
	with WOOD Leg Option:	84"	48"	29"	
	TB-8448-AL-W-SQ Square				\$ 1,330
	TB-8448-AL-W-SQR Square Radius				\$ 1,330
	TB-8448-AL-W-SQT Square Tapered				\$ 1,480
	TB-8448-AL-W-DT Diameter Tapered				\$ 1,610
	TB-8448-AL-W-SR Safari				\$ 1,615
	with METAL Leg Option:	84"	48"	29"	
	TB-8448-AL-M-SQ Square				\$ 1,265
	TB-8448-AL-M-SS Square & Stem				\$ 1,685
	TB-8448-AL-M-D Diameter				\$ 1,265
	TB-8448-AL-M-DS Diameter & Stem				\$ 1,685
	TB-8448-AL-M-BO Balloon				\$ 1,365
	TB-8448-AL-MC-SQ Square with Casters				\$ 1,490
	TB-8448-AL-MC-SS Square & Stem with Casters				\$ 1,915
	TB-8448-AL-MC-D Diameter with Casters				\$ 1,490
	TB-8448-AL-MC-DS Diameter & Stem with Casters				\$ 1,915
	TB-8448-AL-FL Flip Leg (for Nesting Tables)				\$ 2,125
	TB-8448-AL-FD Folding Leg				\$ 2,125

DESCRIPTION

Each Table Top is constructed using a 1 1/8" thick top with a Plastic Laminate top surface.

All Metal legs are coated electrostatically with an epoxy powder coat paint.

NOTES:


- * Table heights of 25" (children), 27" (youth), and 32" (wheelchair) are available by request.
- * Color of Metal Paint must be specified at the time of order.
- * Caster Leg options are recommended for Reading/Multipurpose Tables options and not meant to be used for stationary computer workstations.
- * For all tables with casters legs, only 2 legs will have casters, and the other legs will have levelers. This will create a "wheelbarrow" style of table which will ensure ease of mobility.
- * Color of the Caster Option must be specified at the time of order.
- * For the Flip OR Fold Leg option, one T base leg comes with 2 hidden casters as shown in the image below

Edge Option:




3mm Aluminum Edge *All table corners will be given a 6-inch radius for this edge option.

Metal Leg Options:





Wood Leg Options:





"MC" Caster Option: Available on all Metal Legs ONLY, with exception of the Balloon leg and Metal Bases.

KREATIONS







MODEL NUMBER	PRODUCT	WIDTH	DEPTH	HEIGHT	PRICE	DESCRIPTION
 *Shown Above: TB-9642-AC-M-D	Rectangle Table, 96" Width, 36" Depth	96"	36"	29"		Each Table Top is constructed using a 1" thick top with a Plastic Laminate top surface.
	ACRYLIC Edge;					All Metal legs are coated electrostatically with an epoxy powder coat paint.
 *Rectangle Table Shape	with WOOD Leg Option:	96"	36"	29"		NOTES: * Table heights of 25" (children), 27" (youth), and 32" (wheelchair) are available by request. * Color of Metal Paint must be specified at the time of order. * Caster Leg options are recommended for Reading/Multipurpose Tables options and not meant to be used for stationary computer workstations. * For all tables with casters, only 2 legs will have casters, and the other legs will have levelers. This will create a "wheelbarrow" style of table which will ensure ease of mobility. * Color of the Caster Option must be specified at the time of order. * For the Flip OR Fold Leg option, one T base leg comes with 2 hidden casters as shown in the image below.
	TB-9636-AC-W-SQ TB-9636-AC-W-SQR TB-9636-AC-W-SQT TB-9636-AC-W-DT TB-9636-AC-W-SR	Square Square Radius Square Tapered Diameter Tapered Safari			\$ 1,150 \$ 1,150 \$ 1,300 \$ 1,430 \$ 1,440	
	with METAL Leg Option:	96"	36"	29"		
	TB-9636-AC-M-SQ TB-9636-AC-M-SS TB-9636-AC-M-D TB-9636-AC-M-DS TB-9636-AC-M-BO TB-9636-AC-MC-SQ TB-9636-AC-MC-SS TB-9636-AC-MC-D TB-9636-AC-MC-DS TB-9636-AC-FL TB-9636-AC-FD	Square Square & Stem Diameter Diameter & Stem Balloon Square with Casters Square & Stem with Casters Diameter with Casters Diameter & Stem with Casters Flip Leg (for Nesting Tables) Folding Leg			\$ 1,085 \$ 1,505 \$ 1,085 \$ 1,505 \$ 1,190 \$ 1,310 \$ 1,735 \$ 1,310 \$ 1,735 \$ 1,950 \$ 1,950	
	Rectangle Table, 96" Width, 42" Depth	96"	42"	29"		
	ACRYLIC Edge;					
	with WOOD Leg Option:	96"	42"	29"		
	TB-9642-AC-W-SQ TB-9642-AC-W-SQR TB-9642-AC-W-SQT TB-9642-AC-W-DT TB-9642-AC-W-SR	Square Square Radius Square Tapered Diameter Tapered Safari			\$ 1,205 \$ 1,205 \$ 1,355 \$ 1,485 \$ 1,490	
	with METAL Leg Option:	96"	42"	29"		
	TB-9642-AC-M-SQ TB-9642-AC-M-SS TB-9642-AC-M-D TB-9642-AC-M-DS TB-9642-AC-M-BO TB-9642-AC-MC-SQ TB-9642-AC-MC-SS TB-9642-AC-MC-D TB-9642-AC-MC-DS TB-9642-AC-FL TB-9642-AC-FD	Square Square & Stem Diameter Diameter & Stem Balloon Square with Casters Square & Stem with Casters Diameter with Casters Diameter & Stem with Casters Flip Leg (for Nesting Tables) Folding Leg			\$ 1,140 \$ 1,565 \$ 1,140 \$ 1,565 \$ 1,240 \$ 1,365 \$ 1,790 \$ 1,365 \$ 1,790 \$ 2,025 \$ 2,025	

Edge Option:









"AC"
3mm Acrylic Edge

Metal Leg Options:





"M-SQ" Square 2"
"M-SS" Square Stem 2"
"M-D" Diameter 2"
"M-DS" Diameter Stem 2"
"M-BO" Balloon 2 1/2"
"FL" or "FD" Flip OR Fold Leg

Wood Leg Options:



"W-SQ" Square 2 3/8"
"W-SQR" Square Radius 2 3/8"
"W-SQT" Square Tapered 2 3/8"
"W-DT" Diameter Tapered 2 3/8"
"W-SR" Safari 2 3/8"
Black/Black
White/Grey
Silver/Orange
Mirror Finish/Grey

"MC" Caster Option:
Available on all Metal Legs ONLY, with exception of the Balloon leg and Metal Bases.

MODEL NUMBER	PRODUCT	WIDTH	DEPTH	HEIGHT	PRICE
 *Shown Above: TB-9642-AC-M-D  *Rectangle Table Shape	Rectangle Table, 96" Width, 48" Depth	96"	48"	29"	
	ACRYLIC Edge;				
	with WOOD Leg Option:	96"	48"	29"	
	TB-9648-AC-W-SQ Square				\$ 1,335
	TB-9648-AC-W-SQR Square Radius				\$ 1,335
	TB-9648-AC-W-SQT Square Tapered				\$ 1,490
	TB-9648-AC-W-DT Diameter Tapered				\$ 1,615
	TB-9648-AC-W-SR Safari				\$ 1,625
	with METAL Leg Option:	96"	48"	29"	
	TB-9648-AC-M-SQ Square				\$ 1,270
	TB-9648-AC-M-SS Square & Stem				\$ 1,695
	TB-9648-AC-M-D Diameter				\$ 1,270
	TB-9648-AC-M-DS Diameter & Stem				\$ 1,695
	TB-9648-AC-M-BO Balloon				\$ 1,375
	TB-9648-AC-MC-SQ Square with Casters				\$ 1,495
	TB-9648-AC-MC-SS Square & Stem with Casters				\$ 1,920
	TB-9648-AC-MC-D Diameter with Casters				\$ 1,495
	TB-9648-AC-MC-DS Diameter & Stem with Casters				\$ 1,920
	TB-9648-AC-FL Flip Leg (for Nesting Tables)				\$ 2,080
	TB-9648-AC-FD Folding Leg				\$ 2,080

DESCRIPTION


Each Table Top is constructed using a 1" thick top with a Plastic Laminate top surface.

All Metal legs are coated electrostatically with an epoxy powder coat paint.


NOTES:

- * Table heights of 25" (children), 27" (youth), and 32" (wheelchair) are available by request.
- * Color of Metal Paint must be specified at the time of order.
- * Caster Leg options are recommended for Reading/Multipurpose Tables options and not meant to be used for stationary computer workstations.
- * For all tables with casters, only 2 legs will have casters, and the other legs will have levelers. This will create a "wheelbarrow" style of table which will ensure ease of mobility.
- * Color of the Caster Option must be specified at the time of order.
- * For the Flip OR Fold Leg option, one T base leg comes with 2 hidden casters as shown in the image below.

Edge Option:





Metal Leg Options:



Wood Leg Options:



KREATIONS

MODEL NUMBER	PRODUCT	WIDTH	DEPTH	HEIGHT	PRICE
 *Shown Above: TB-9642-SQ-M-D  *Rectangle Table Shape	Rectangle Table, 96" Width, 36" Depth	96"	36"	29"	
	SQUARE Edge;				
	with WOOD Leg Option:	96"	36"	29"	
	TB-9636-SQ-W-SQ Square				\$ 1,360
	TB-9636-SQ-W-SQR Square Radius				\$ 1,360
	TB-9636-SQ-W-SQT Square Tapered				\$ 1,510
	TB-9636-SQ-W-DT Diameter Tapered				\$ 1,640
	TB-9636-SQ-W-SR Safari				\$ 1,650
	with METAL Leg Option:	96"	36"	29"	
	TB-9636-SQ-M-SQ Square				\$ 1,295
	TB-9636-SQ-M-SS Square & Stem				\$ 1,715
	TB-9636-SQ-M-D Diameter				\$ 1,295
	TB-9636-SQ-M-DS Diameter & Stem				\$ 1,715
	TB-9636-SQ-M-BO Balloon				\$ 1,395
	TB-9636-SQ-MC-SQ Square with Casters				\$ 1,520
	TB-9636-SQ-MC-SS Square & Stem with Casters				\$ 1,945
	TB-9636-SQ-MC-D Diameter with Casters				\$ 1,520
	TB-9636-SQ-MC-DS Diameter & Stem with Casters				\$ 1,945
	TB-9636-SQ-FL Flip Leg (for Nesting Tables)				\$ 2,155
	TB-9636-SQ-FD Folding Leg				\$ 2,155
	Rectangle Table, 96" Width, 42" Depth	96"	42"	29"	
	SQUARE Edge;				
	with WOOD Leg Option:	96"	42"	29"	
	TB-9642-SQ-W-SQ Square				\$ 1,565
	TB-9642-SQ-W-SQR Square Radius				\$ 1,565
	TB-9642-SQ-W-SQT Square Tapered				\$ 1,715
	TB-9642-SQ-W-DT Diameter Tapered				\$ 1,845
	TB-9642-SQ-W-SR Safari				\$ 1,855
	with METAL Leg Option:	96"	42"	29"	
	TB-9642-SQ-M-SQ Square				\$ 1,500
	TB-9642-SQ-M-SS Square & Stem				\$ 1,925
	TB-9642-SQ-M-D Diameter				\$ 1,500
	TB-9642-SQ-M-DS Diameter & Stem				\$ 1,925
	TB-9642-SQ-M-BO Balloon				\$ 1,600
	TB-9642-SQ-MC-SQ Square with Casters				\$ 1,730
	TB-9642-SQ-MC-SS Square & Stem with Casters				\$ 2,150
	TB-9642-SQ-MC-D Diameter with Casters				\$ 1,730
	TB-9642-SQ-MC-DS Diameter & Stem with Casters				\$ 2,150
	TB-9642-SQ-FL Flip Leg (for Nesting Tables)				\$ 2,385
	TB-9642-SQ-FD Folding Leg				\$ 2,385


DESCRIPTION



Each Table Top is constructed using a 1 1/8" thick top with a Plastic Laminate top surface.

All Metal legs are coated electrostatically with an epoxy powder coat paint.

NOTES:

- * Table heights of 25" (children), 27" (youth), and 32" (wheelchair) are available by request.
- * Color of Metal Paint must be specified at the time of order.
- * Caster Leg options are recommended for Reading/Multipurpose Tables options and not meant to be used for stationary computer workstations.
- * For all tables with casters legs, only 2 legs will have casters, and the other legs will have levelers. This will create a "wheelbarrow" style of table which will ensure ease of mobility.
- * Color of the Caster Option must be specified at the time of order.
- * For the Flip OR Fold Leg option, one T base leg comes with 2 hidden casters as shown in the image below.



MODEL NUMBER	PRODUCT	WIDTH	DEPTH	HEIGHT
 *Shown Above: TB-9642-SQ-M-D  *Rectangle Table Shape	Rectangle Table, 96" Width, 48" Depth	96"	48"	29"
	SQUARE Edge;			
	with WOOD Leg Option:	96"	48"	29"
	TB-9648-SQ-W-SQ Square			
	TB-9648-SQ-W-SQR Square Radius			
	TB-9648-SQ-W-SQT Square Tapered			
	TB-9648-SQ-W-DT Diameter Tapered			
	TB-9648-SQ-W-SR Safari			
	with METAL Leg Option:	96"	48"	29"
	TB-9648-SQ-M-SQ Square			
	TB-9648-SQ-M-SS Square & Stem			
	TB-9648-SQ-M-D Diameter			
	TB-9648-SQ-M-DS Diameter & Stem			
	TB-9648-SQ-M-BO Balloon			
	TB-9648-SQ-MC-SQ Square with Casters			
	TB-9648-SQ-MC-SS Square & Stem with Casters			
	TB-9648-SQ-MC-D Diameter with Casters			
	TB-9648-SQ-MC-DS Diameter & Stem with Casters			
	TB-9648-SQ-FL Flip Leg (for Nesting Tables)			
	TB-9648-SQ-FD Folding Leg			

PRICE DESCRIPTION

Each Table Top is constructed using a 1 1/8" thick top with a Plastic Laminate top surface.

All Metal legs are coated electrostatically with an epoxy powder coat paint.

NOTES:

- * Table heights of 25" (children), 27" (youth), and 32" (wheelchair) are available by request.
- * Color of Metal Paint must be specified at the time of order.
- * Caster Leg options are recommended for Reading/Multipurpose Tables options and not meant to be used for stationary computer workstations.
- * For all tables with casters, only 2 legs will have casters, and the other legs will have levelers. This will create a "wheelbarrow" style of table which will ensure ease of mobility.
- * Color of the Caster Option must be specified at the time of order.
- * For the Flip OR Fold Leg option, one T base leg comes with 2 hidden casters as shown in the image below.


\$ 1,630
\$ 1,630
\$ 1,780
\$ 1,910
\$ 1,920

\$ 1,565
\$ 1,990
\$ 1,565
\$ 1,990
\$ 1,665
\$ 1,790
\$ 2,215
\$ 1,790
\$ 2,215
\$ 2,450
\$ 2,450

Edge Option:





Metal Leg Options:



Wood Leg Options:



KREATIONS

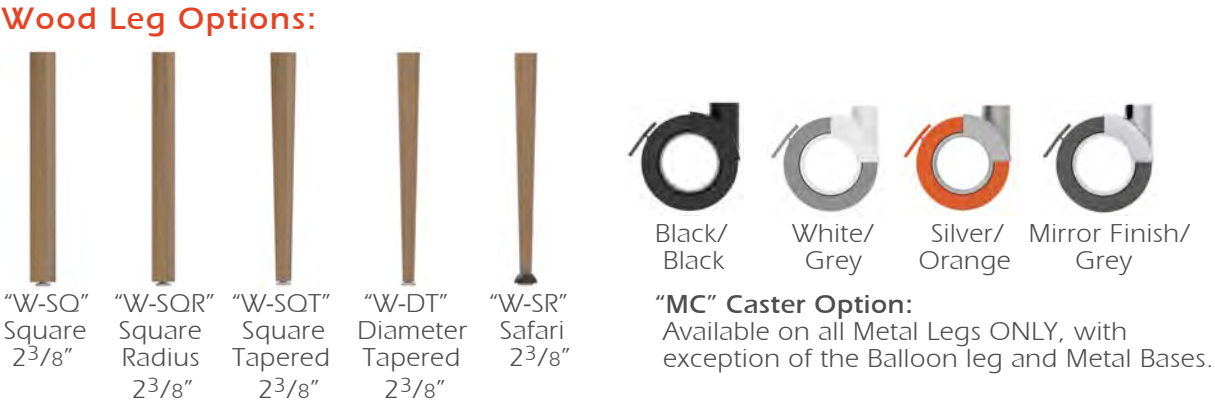
MODEL NUMBER	PRODUCT	WIDTH	DEPTH	HEIGHT	PRICE
 *Shown Above: TB-9642-DSQ-M-D  *Rectangle Table Shape	Rectangle Table, 96" Width, 36" Depth	96"	36"	29"	
	DROPPED SQUARE Edge;				
	with WOOD Leg Option:	96"	36"	29"	
	TB-9636-DSQ-W-SQ Square				\$ 1,475
	TB-9636-DSQ-W-SQR Square Radius				\$ 1,475
	TB-9636-DSQ-W-SQT Square Tapered				\$ 1,625
	TB-9636-DSQ-W-DT Diameter Tapered				\$ 1,755
	TB-9636-DSQ-W-SR Safari				\$ 1,760
	with METAL Leg Option:	96"	36"	29"	
	TB-9636-DSQ-M-SQ Square				\$ 1,410
	TB-9636-DSQ-M-SS Square & Stem				\$ 1,830
	TB-9636-DSQ-M-D Diameter				\$ 1,410
	TB-9636-DSQ-M-DS Diameter & Stem				\$ 1,830
	TB-9636-DSQ-M-BO Balloon				\$ 1,510
	TB-9636-DSQ-MC-SQ Square with Casters				\$ 1,635
	TB-9636-DSQ-MC-SS Square & Stem with Casters				\$ 2,060
	TB-9636-DSQ-MC-D Diameter with Casters				\$ 1,635
	TB-9636-DSQ-MC-DS Diameter & Stem with Casters				\$ 2,060
	TB-9636-DSQ-FL Flip Leg (for Nesting Tables)				\$ 2,270
	TB-9636-DSQ-FD Folding Leg				\$ 2,270
	Rectangle Table, 96" Width, 42" Depth	96"	42"	29"	
	DROPPED SQUARE Edge;				
	with WOOD Leg Option:	96"	42"	29"	
	TB-9642-DSQ-W-SQ Square				\$ 1,685
	TB-9642-DSQ-W-SQR Square Radius				\$ 1,685
	TB-9642-DSQ-W-SQT Square Tapered				\$ 1,840
	TB-9642-DSQ-W-DT Diameter Tapered				\$ 1,965
	TB-9642-DSQ-W-SR Safari				\$ 1,970
	with METAL Leg Option:	96"	42"	29"	
	TB-9642-DSQ-M-SQ Square				\$ 1,620
	TB-9642-DSQ-M-SS Square & Stem				\$ 2,045
	TB-9642-DSQ-M-D Diameter				\$ 1,620
	TB-9642-DSQ-M-DS Diameter & Stem				\$ 2,045
	TB-9642-DSQ-M-BO Balloon				\$ 1,725
	TB-9642-DSQ-MC-SQ Square with Casters				\$ 1,845
	TB-9642-DSQ-MC-SS Square & Stem with Casters				\$ 2,270
	TB-9642-DSQ-MC-D Diameter with Casters				\$ 1,845
	TB-9642-DSQ-MC-DS Diameter & Stem with Casters				\$ 2,270
	TB-9642-DSQ-FL Flip Leg (for Nesting Tables)				\$ 2,505
	TB-9642-DSQ-FD Folding Leg				\$ 2,505

Each Table Top is constructed using a 1 1/8" thick top with a Plastic Laminate top surface.

All Metal legs are coated electrostatically with an epoxy powder coat paint.

NOTES:

- * Table heights of 25" (children), 27" (youth), and 32" (wheelchair) are available by request.
- * Color of Metal Paint must be specified at the time of order.
- * Caster Leg options are recommended for Reading/Multipurpose Tables options and not meant to be used for stationary computer workstations.
- * For all tables with casters legs, only 2 legs will have casters, and the other legs will have levelers. This will create a "wheelbarrow" style of table which will ensure ease of mobility.
- * Color of the Caster Option must be specified at the time of order.
- * For the Flip OR Fold Leg option, one T base leg comes with 2 hidden casters as shown in the image below



MODEL NUMBER	PRODUCT	WIDTH	DEPTH	HEIGHT
 *Shown Above: TB-9642-DSQ-M-D  *Rectangle Table Shape	Rectangle Table, 96" Width, 48" Depth	96"	48"	29"
	DROPPED SQUARE Edge;			
	with WOOD Leg Option:	96"	48"	29"
	TB-9648-DSQ-W-SQ Square			
	TB-9648-DSQ-W-SQR Square Radius			
	TB-9648-DSQ-W-SQT Square Tapered			
	TB-9648-DSQ-W-DT Diameter Tapered			
	TB-9648-DSQ-W-SR Safari			
	with METAL Leg Option:	96"	48"	29"
	TB-9648-DSQ-M-SQ Square			
	TB-9648-DSQ-M-SS Square & Stem			
	TB-9648-DSQ-M-D Diameter			
	TB-9648-DSQ-M-DS Diameter & Stem			
	TB-9648-DSQ-M-BO Balloon			
	TB-9648-DSQ-MC-SQ Square with Casters			
	TB-9648-DSQ-MC-SS Square & Stem with Casters			
	TB-9648-DSQ-MC-D Diameter with Casters			
	TB-9648-DSQ-MC-DS Diameter & Stem with Casters			
	TB-9648-DSQ-FL Flip Leg (for Nesting Tables)			
	TB-9648-DSQ-FD Folding Leg			

PRICE	DESCRIPTION
-------	-------------

Each Table Top is constructed using a 1 1/8" thick top with a Plastic Laminate top surface.

All Metal legs are coated electrostatically with an epoxy powder coat paint.

NOTES:

- * Table heights of 25" (children), 27" (youth), and 32" (wheelchair) are available by request.
- * Color of Metal Paint must be specified at the time of order.
- * Caster Leg options are recommended for Reading/Multipurpose Tables options and not meant to be used for stationary computer workstations.
- * For all tables with casters legs, only 2 legs will have casters, and the other legs will have levelers. This will create a "wheelbarrow" style of table which will ensure ease of mobility.
- * Color of the Caster Option must be specified at the time of order.
- * For the Flip OR Fold Leg option, one T base leg comes with 2 hidden casters as shown in the image below


\$ 1,755
\$ 1,755
\$ 1,905
\$ 2,035
\$ 1,360

\$ 1,690
\$ 2,115
\$ 1,690
\$ 2,115
\$ 1,790
\$ 1,920
\$ 2,340
\$ 1,920
\$ 2,340
\$ 2,575
\$ 2,575

Edge Option:





Metal Leg Options:



Wood Leg Options:



"MC" Caster Option:
Available on all Metal Legs ONLY, with exception of the Balloon leg and Metal Bases.


MODEL NUMBER	PRODUCT	WIDTH	DEPTH	HEIGHT
 *Shown Above: TB-9642-DBN-M-D  *Rectangle Table Shape	Rectangle Table, 96" Width, 36" Depth	96"	36"	29"
	DROPPED BULLNOSE Edge;			
	with WOOD Leg Option:	96"	36"	29"
	TB-9636-DBN-W-SQ Square			
	TB-9636-DBN-W-SQR Square Radius			
	TB-9636-DBN-W-SQT Square Tapered			
	TB-9636-DBN-W-DT Diameter Tapered			
	TB-9636-DBN-W-SR Safari			
	with METAL Leg Option:	96"	36"	29"
	TB-9636-DBN-M-SQ Square			
	TB-9636-DBN-M-SS Square & Stem			
	TB-9636-DBN-M-D Diameter			
	TB-9636-DBN-M-DS Diameter & Stem			
	TB-9636-DBN-M-BO Balloon			
	TB-9636-DBN-MC-SQ Square with Casters			
	TB-9636-DBN-MC-SS Square & Stem with Casters			
	TB-9636-DBN-MC-D Diameter with Casters			
	TB-9636-DBN-MC-DS Diameter & Stem with Casters			
	TB-9636-DBN-FL Flip Leg (for Nesting Tables)			
	TB-9636-DBN-FD Folding Leg			
	Rectangle Table, 96" Width, 42" Depth	96"	42"	29"
	DROPPED BULLNOSE Edge;			
	with WOOD Leg Option:	96"	42"	29"
	TB-9642-DBN-W-SQ Square			
	TB-9642-DBN-W-SQR Square Radius			
	TB-9642-DBN-W-SQT Square Tapered			
	TB-9642-DBN-W-DT Diameter Tapered			
	TB-9642-DBN-W-SR Safari			
	with METAL Leg Option:	96"	42"	29"
	TB-9642-DBN-M-SQ Square			
	TB-9642-DBN-M-SS Square & Stem			
	TB-9642-DBN-M-D Diameter			
	TB-9642-DBN-M-DS Diameter & Stem			
	TB-9642-DBN-M-BO Balloon			
	TB-9642-DBN-MC-SQ Square with Casters			
	TB-9642-DBN-MC-SS Square & Stem with Casters			
	TB-9642-DBN-MC-D Diameter with Casters			
	TB-9642-DBN-MC-DS Diameter & Stem with Casters			
	TB-9642-DBN-FL Flip Leg (for Nesting Tables)			
	TB-9642-DBN-FD Folding Leg			

PRICE	DESCRIPTION
	Each Table Top is constructed using a 1 1/8" thick top with a Plastic Laminate top surface.
	All Metal legs are coated electrostatically with an epoxy powder coat paint.
	NOTES:
	* Table heights of 25" (children), 27" (youth), and 32" (wheelchair) are available by request.
\$ 1,485	* Color of Metal Paint must be specified at the time of order.
\$ 1,485	* Caster Leg options are recommended for Reading/Multipurpose Tables options and not meant to be used for stationary computer workstations.
\$ 1,635	* For all tables with casters legs, only 2 legs will have casters, and the other legs will have levelers. This will create a "wheelbarrow" style of table which will ensure ease of mobility.
\$ 1,765	* Color of the Caster Option must be specified at the time of order.
\$ 1,775	* For the Flip OR Fold Leg option, one T base leg comes with 2 hidden casters as shown in the image below

Edge Option:





Metal Leg Options:



Wood Leg Options:



KREATIONS

MODEL NUMBER	PRODUCT	WIDTH	DEPTH	HEIGHT
 *Shown Above: TB-9642-DBN-M-D  *Rectangle Table Shape	Rectangle Table, 96" Width, 48" Depth	96"	48"	29"
	DROPPED BULLNOSE Edge;			
	with WOOD Leg Option:	96"	48"	29"
	TB-9648-DBN-W-SQ Square			
	TB-9648-DBN-W-SQR Square Radius			
	TB-9648-DBN-W-SQT Square Tapered			
	TB-9648-DBN-W-DT Diameter Tapered			
	TB-9648-DBN-W-SR Safari			
	with METAL Leg Option:	96"	48"	29"
	TB-9648-DBN-M-SQ Square			
	TB-9648-DBN-M-SS Square & Stem			
	TB-9648-DBN-M-D Diameter			
	TB-9648-DBN-M-DS Diameter & Stem			
	TB-9648-DBN-M-BO Balloon			
	TB-9648-DBN-MC-SQ Square with Casters			
	TB-9648-DBN-MC-SS Square & Stem with Casters			
	TB-9648-DBN-MC-D Diameter with Casters			
	TB-9648-DBN-MC-DS Diameter & Stem with Casters			
	TB-9648-DBN-FL Flip Leg (for Nesting Tables)			
	TB-9648-DBN-FD Folding Leg			

PRICE	DESCRIPTION
-------	-------------

Each Table Top is constructed using a 1 1/8" thick top with a Plastic Laminate top surface.

All Metal legs are coated electrostatically with an epoxy powder coat paint.

NOTES:

- * Table heights of 25" (children), 27" (youth), and 32" (wheelchair) are available by request.
- * Color of Metal Paint must be specified at the time of order.
- * Caster Leg options are recommended for Reading/Multipurpose Tables options and not meant to be used for stationary computer workstations.
- * For all tables with casters legs, only 2 legs will have casters, and the other legs will have levelers. This will create a "wheelbarrow" style of table which will ensure ease of mobility.
- * Color of the Caster Option must be specified at the time of order.
- * For the Flip OR Fold Leg option, one T base leg comes with 2 hidden casters as shown in the image below


\$ 1,765
\$ 1,765
\$ 1,920
\$ 2,045
\$ 2,055

\$ 1,700
\$ 2,125
\$ 1,700
\$ 2,125
\$ 1,805
\$ 1,930
\$ 2,350
\$ 1,930
\$ 2,350
\$ 2,585
\$ 2,585

Edge Option:





Metal Leg Options:



Wood Leg Options:



MODEL NUMBER	PRODUCT	WIDTH	DEPTH	HEIGHT	PRICE
 *Shown Above: TB-9642-DCH-M-D  *Rectangle Table Shape	Rectangle Table, 96" Width, 36" Depth	96"	36"	29"	
	DROPPED CHAMFERED Edge;				
	with WOOD Leg Option:	96"	36"	29"	
	TB-9636-DCH-W-SQ Square				\$ 1,485
	TB-9636-DCH-W-SQR Square Radius				\$ 1,485
	TB-9636-DCH-W-SQT Square Tapered				\$ 1,635
	TB-9636-DCH-W-DT Diameter Tapered				\$ 1,765
	TB-9636-DCH-W-SR Safari				\$ 1,775
	with METAL Leg Option:	96"	36"	29"	
	TB-9636-DCH-M-SQ Square				\$ 1,420
	TB-9636-DCH-M-SS Square & Stem				\$ 1,840
	TB-9636-DCH-M-D Diameter				\$ 1,420
	TB-9636-DCH-M-DS Diameter & Stem				\$ 1,840
	TB-9636-DCH-M-BO Balloon				\$ 1,520
	TB-9636-DCH-MC-SQ Square with Casters				\$ 1,645
	TB-9636-DCH-MC-SS Square & Stem with Casters				\$ 2,070
	TB-9636-DCH-MC-D Diameter with Casters				\$ 1,645
	TB-9636-DCH-MC-DS Diameter & Stem with Casters				\$ 2,070
	TB-9636-DCH-FL Flip Leg (for Nesting Tables)				\$ 2,280
	TB-9636-DCH-FD Folding Leg				\$ 2,280
	Rectangle Table, 96" Width, 42" Depth	96"	42"	29"	
	DROPPED CHAMFERED Edge;				
	with WOOD Leg Option:	96"	42"	29"	
	TB-9642-DCH-W-SQ Square				\$ 1,695
	TB-9642-DCH-W-SQR Square Radius				\$ 1,695
	TB-9642-DCH-W-SQT Square Tapered				\$ 1,850
	TB-9642-DCH-W-DT Diameter Tapered				\$ 1,980
	TB-9642-DCH-W-SR Safari				\$ 1,985
	with METAL Leg Option:	96"	42"	29"	
	TB-9642-DCH-M-SQ Square				\$ 1,635
	TB-9642-DCH-M-SS Square & Stem				\$ 2,055
	TB-9642-DCH-M-D Diameter				\$ 1,635
	TB-9642-DCH-M-DS Diameter & Stem				\$ 2,055
	TB-9642-DCH-M-BO Balloon				\$ 1,735
	TB-9642-DCH-MC-SQ Square with Casters				\$ 1,855
	TB-9642-DCH-MC-SS Square & Stem with Casters				\$ 2,280
	TB-9642-DCH-MC-D Diameter with Casters				\$ 1,855
	TB-9642-DCH-MC-DS Diameter & Stem with Casters				\$ 2,280
	TB-9642-DCH-FL Flip Leg (for Nesting Tables)				\$ 2,520
	TB-9642-DCH-FD Folding Leg				\$ 2,520


DESCRIPTION



Each Table Top is constructed using a 1 1/8" thick top with a Plastic Laminate top surface.

All Metal legs are coated electrostatically with an epoxy powder coat paint.

NOTES:

- * Table heights of 25" (children), 27" (youth), and 32" (wheelchair) are available by request.
- * Color of Metal Paint must be specified at the time of order.
- * Caster Leg options are recommended for Reading/Multipurpose Tables options and not meant to be used for stationary computer workstations.
- * For all tables with casters legs, only 2 legs will have casters, and the other legs will have levelers. This will create a "wheelbarrow" style of table which will ensure ease of mobility.
- * Color of the Caster Option must be specified at the time of order.
- * For the Flip OR Fold Leg option, one T base leg comes with 2 hidden casters as shown in the image below



MODEL NUMBER	PRODUCT	WIDTH	DEPTH	HEIGHT
 *Shown Above: TB-9642-DCH-M-D  *Rectangle Table Shape	Rectangle Table, 96" Width, 48" Depth	96"	48"	29"
	DROPPED CHAMFERED Edge;			
	with WOOD Leg Option:	96"	48"	29"
	TB-9648-DCH-W-SQ Square			
	TB-9648-DCH-W-SQR Square Radius			
	TB-9648-DCH-W-SQT Square Tapered			
	TB-9648-DCH-W-DT Diameter Tapered			
	TB-9648-DCH-W-SR Safari			
	with METAL Leg Option:	96"	48"	29"
	TB-9648-DCH-M-SQ Square			
	TB-9648-DCH-M-SS Square & Stem			
	TB-9648-DCH-M-D Diameter			
	TB-9648-DCH-M-DS Diameter & Stem			
	TB-9648-DCH-M-BO Balloon			
	TB-9648-DCH-MC-SQ Square with Casters			
	TB-9648-DCH-MC-SS Square & Stem with Casters			
	TB-9648-DCH-MC-D Diameter with Casters			
	TB-9648-DCH-MC-DS Diameter & Stem with Casters			
	TB-9648-DCH-FL Flip Leg (for Nesting Tables)			
	TB-9648-DCH-FD Folding Leg			

PRICE	DESCRIPTION
-------	-------------

Each Table Top is constructed using a 1 1/8" thick top with a Plastic Laminate top surface.

All Metal legs are coated electrostatically with an epoxy powder coat paint.

NOTES:

- * Table heights of 25" (children), 27" (youth), and 32" (wheelchair) are available by request.
- * Color of Metal Paint must be specified at the time of order.
- * Caster Leg options are recommended for Reading/Multipurpose Tables options and not meant to be used for stationary computer workstations.
- * For all tables with casters legs, only 2 legs will have casters, and the other legs will have levelers. This will create a "wheelbarrow" style of table which will ensure ease of mobility.
- * Color of the Caster Option must be specified at the time of order.
- * For the Flip OR Fold Leg option, one T base leg comes with 2 hidden casters as shown in the image below


\$ 1,765
\$ 1,765
\$ 1,920
\$ 2,045
\$ 2,055

\$ 1,700
\$ 2,125
\$ 1,700
\$ 2,125
\$ 1,805
\$ 1,930
\$ 2,350
\$ 1,930
\$ 2,350
\$ 2,585
\$ 2,585

Edge Option:





Metal Leg Options:



Wood Leg Options:



MODEL NUMBER	PRODUCT	WIDTH	DEPTH	HEIGHT	PRICE
 *Shown Above: TB-9642-AL-M-D  *Rectangle Table Shape	Rectangle Table, 96" Width, 36" Depth	96"	36"	29"	
	ALUMINUM Edge;				
	with WOOD Leg Option:	96"	36"	29"	
	TB-9636-AL-W-SQ Square				\$ 1,350
	TB-9636-AL-W-SQR Square Radius				\$ 1,350
	TB-9636-AL-W-SQT Square Tapered				\$ 1,425
	TB-9636-AL-W-DT Diameter Tapered				\$ 1,555
	TB-9636-AL-W-SR Safari				\$ 1,565
	with METAL Leg Option:	96"	36"	29"	
	TB-9636-AL-M-SQ Square				\$ 1,210
	TB-9636-AL-M-SS Square & Stem				\$ 1,635
	TB-9636-AL-M-D Diameter				\$ 1,210
	TB-9636-AL-M-DS Diameter & Stem				\$ 1,635
	TB-9636-AL-M-BO Balloon				\$ 1,315
	TB-9636-AL-MC-SQ Square with Casters				\$ 1,435
	TB-9636-AL-MC-SS Square & Stem with Casters				\$ 1,860
	TB-9636-AL-MC-D Diameter with Casters				\$ 1,435
	TB-9636-AL-MC-DS Diameter & Stem with Casters				\$ 1,860
	TB-9636-AL-FL Flip Leg (for Nesting Tables)				\$ 2,075
	TB-9636-AL-FD Folding Leg				\$ 2,075
	Rectangle Table, 96" Width, 42" Depth	96"	42"	29"	
	ALUMINUM Edge;				
	with WOOD Leg Option:	96"	42"	29"	
	TB-9642-AL-W-SQ Square				\$ 1,475
	TB-9642-AL-W-SQR Square Radius				\$ 1,475
	TB-9642-AL-W-SQT Square Tapered				\$ 1,630
	TB-9642-AL-W-DT Diameter Tapered				\$ 1,760
	TB-9642-AL-W-SR Safari				\$ 1,765
	with METAL Leg Option:	96"	42"	29"	
	TB-9642-AL-M-SQ Square				\$ 1,410
	TB-9642-AL-M-SS Square & Stem				\$ 1,840
	TB-9642-AL-M-D Diameter				\$ 1,410
	TB-9642-AL-M-DS Diameter & Stem				\$ 1,840
	TB-9642-AL-M-BO Balloon				\$ 1,515
	TB-9642-AL-MC-SQ Square with Casters				\$ 1,640
	TB-9642-AL-MC-SS Square & Stem with Casters				\$ 2,060
	TB-9642-AL-MC-D Diameter with Casters				\$ 1,640
	TB-9642-AL-MC-DS Diameter & Stem with Casters				\$ 2,060
	TB-9642-AL-FL Flip Leg (for Nesting Tables)				\$ 2,300
	TB-9642-AL-FD Folding Leg				\$ 2,300

DESCRIPTION

Each Table Top is constructed using a 1 1/8" thick top with a Plastic Laminate top surface.

All Metal legs are coated electrostatically with an epoxy powder coat paint.

NOTES:


- * Table heights of 25" (children), 27" (youth), and 32" (wheelchair) are available by request.
- * Color of Metal Paint must be specified at the time of order.
- * Caster Leg options are recommended for Reading/Multipurpose Tables options and not meant to be used for stationary computer workstations.
- * For all tables with casters legs, only 2 legs will have casters, and the other legs will have levelers. This will create a "wheelbarrow" style of table which will ensure ease of mobility.
- * Color of the Caster Option must be specified at the time of order.
- * For the Flip OR Fold Leg option, one T base leg comes with 2 hidden casters as shown in the image below

Edge Option:



3mm Aluminum Edge *All table corners will be given a 6-inch radius for this edge option.



Metal Leg Options:



Wood Leg Options:



KREATIONS

MODEL NUMBER	PRODUCT	WIDTH	DEPTH	HEIGHT
 *Shown Above: TB-9642-AL-M-D  *Rectangle Table Shape	Rectangle Table, 96" Width, 48" Depth	96"	48"	29"
	ALUMINUM Edge;			
	with WOOD Leg Option:	96"	48"	29"
	TB-9648-AL-W-SQ Square			
	TB-9648-AL-W-SQR Square Radius			
	TB-9648-AL-W-SQT Square Tapered			
	TB-9648-AL-W-DT Diameter Tapered			
	TB-9648-AL-W-SR Safari			
	with METAL Leg Option:	96"	48"	29"
	TB-9648-AL-M-SQ Square			
	TB-9648-AL-M-SS Square & Stem			
	TB-9648-AL-M-D Diameter			
	TB-9648-AL-M-DS Diameter & Stem			
	TB-9648-AL-M-BO Balloon			
	TB-9648-AL-MC-SQ Square with Casters			
	TB-9648-AL-MC-SS Square & Stem with Casters			
	TB-9648-AL-MC-D Diameter with Casters			
	TB-9648-AL-MC-DS Diameter & Stem with Casters			
	TB-9648-AL-FL Flip Leg (for Nesting Tables)			
	TB-9648-AL-FD Folding Leg			

PRICE

DESCRIPTION

Each Table Top is constructed using a 1 1/8" thick top with a Plastic Laminate top surface.

All Metal legs are coated electrostatically with an epoxy powder coat paint.

NOTES:


- * Table heights of 25" (children), 27" (youth), and 32" (wheelchair) are available by request.
- * Color of Metal Paint must be specified at the time of order.
- * Caster Leg options are recommended for Reading/Multipurpose Tables options and not meant to be used for stationary computer workstations.
- * For all tables with casters legs, only 2 legs will have casters, and the other legs will have levelers. This will create a "wheelbarrow" style of table which will ensure ease of mobility.
- * Color of the Caster Option must be specified at the time of order.
- * For the Flip OR Fold Leg option, one T base leg comes with 2 hidden casters as shown in the image below

Edge Option:



3mm Aluminum Edge *All table corners will be given a 6-inch radius for this edge option.








Metal Leg Options:





Wood Leg Options:





KREATIONS

	MODEL NUMBER	PRODUCT	WIDTH	DEPTH	HEIGHT	PRICE	DESCRIPTION
 <p>*Shown Above: TB-TZ4824-AC-M-D</p>  <p>*Trapezoidal Table Shape</p>		Trapezoidal Table, 48" Width, 24" Depth	48"	24"	29"		Each Table Top is constructed using a 1" thick top with a Plastic Laminate top surface.
		ACRYLIC Edge;					All Metal legs are coated electrostatically with an epoxy powder coat paint.
		with WOOD Leg Option:	48"	24"	29"		NOTES:
	TB-TZ4824-AC-W-SQ	Square				\$ 840	* Table heights of 25" (children), 27" (youth), and 32" (wheelchair) are available by request.
	TB-TZ4824-AC-W-SQR	Square Radius				\$ 840	* Color of Metal Paint must be specified at the time of order.
	TB-TZ4824-AC-W-SQT	Square Tapered				\$ 995	* Caster Leg options are recommended for Reading/Multipurpose Tables options and not meant to be used for stationary computer workstations.
	TB-TZ4824-AC-W-DT	Diameter Tapered				\$ 1,125	* For all tables with casters legs, only 2 legs will have casters, and the other legs will have levelers. This will create a "wheelbarrow" style of table which will ensure ease of mobility.
	TB-TZ4824-AC-W-SR	Safari				\$ 1,130	* Color of the Caster Option must be specified at the time of order.
		with METAL Leg Option:	48"	24"	29"		
	TB-TZ4824-AC-M-SQ	Square				\$ 780	Edge Option:   <p>"AC" 3mm Acrylic Edge</p>
TB-TZ4824-AC-M-SS	Square & Stem				\$ 1,200		
TB-TZ4824-AC-M-D	Diameter				\$ 780		
TB-TZ4824-AC-M-DS	Diameter & Stem				\$ 1,200		
TB-TZ4824-AC-M-BO	Balloon				\$ 880		
TB-TZ4824-AC-MC-SQ	Square with Casters				\$ 1,000		
TB-TZ4824-AC-MC-SS	Square & Stem with Casters				\$ 1,425		
TB-TZ4824-AC-MC-D	Diameter with Casters				\$ 1,000		
TB-TZ4824-AC-MC-DS	Diameter & Stem with Casters				\$ 1,425		
		Trapezoidal Table, 60" Width, 30" Depth	60"	30"	29"		
		ACRYLIC Edge;					
		with WOOD Leg Option:	60"	30"	29"		
TB-TZ6030-AC-W-SQ	Square				\$ 985	 <p>"M-SQ" Square 2" "M-SS" Square Stem 2" "M-D" Diameter 2" "M-DS" Diameter Stem 2" "M-BO" Balloon 2 1/2"</p>	
TB-TZ6030-AC-W-SQR	Square Radius				\$ 985		
TB-TZ6030-AC-W-SQT	Square Tapered				\$ 1,135		
TB-TZ6030-AC-W-DT	Diameter Tapered				\$ 1,265		
TB-TZ6030-AC-W-SR	Safari				\$ 1,270		
		with METAL Leg Option:	60"	30"	29"		
TB-TZ6030-AC-M-SQ	Square				\$ 920	  <p>"W-SQ" Square 2 3/8" "W-SQR" Square Radius 2 3/8" "W-SQT" Square Tapered 2 3/8" "W-DT" Diameter Tapered 2 3/8" "W-SR" Safari 2 3/8"</p> <p>Black/Black White/Grey Silver/Orange Mirror Finish/Grey</p>	
TB-TZ6030-AC-M-SS	Square & Stem				\$ 1,340		
TB-TZ6030-AC-M-D	Diameter				\$ 920		
TB-TZ6030-AC-M-DS	Diameter & Stem				\$ 1,340		
TB-TZ6030-AC-M-BO	Balloon				\$ 1,020		
TB-TZ6030-AC-MC-SQ	Square with Casters				\$ 1,140		
TB-TZ6030-AC-MC-SS	Square & Stem with Casters				\$ 1,570		
TB-TZ6030-AC-MC-D	Diameter with Casters				\$ 1,140		
TB-TZ6030-AC-MC-DS	Diameter & Stem with Casters				\$ 1,570		






	MODEL NUMBER	PRODUCT	WIDTH	DEPTH	HEIGHT	PRICE	DESCRIPTION
 *Shown Above: TB-TZ4824-SQ-M-D  *Trapezoidal Table Shape		Trapezoidal Table, 48" Width, 24" Depth	48"	24"	29"		Each Table Top is constructed using a 1 1/8" thick top with a Plastic Laminate top surface.
		SQUARE Edge;					All Metal legs are coated electrostatically with an epoxy powder coat paint.
		with WOOD Leg Option:	48"	24"	29"		NOTES:
	TB-TZ4824-SQ-W-SQ	Square				\$ 955	* Table heights of 25" (children), 27" (youth), and 32" (wheelchair) are available by request.
	TB-TZ4824-SQ-W-SQR	Square Radius				\$ 955	* Color of Metal Paint must be specified at the time of order.
	TB-TZ4824-SQ-W-SQT	Square Tapered				\$ 1,110	* Caster Leg options are recommended for Reading/Multipurpose Tables options and not meant to be used for stationary computer workstations.
	TB-TZ4824-SQ-W-DT	Diameter Tapered				\$ 1,235	* For all tables with casters legs, only 2 legs will have casters, and the other legs will have levelers. This will create a "wheelbarrow" style of table which will ensure ease of mobility.
	TB-TZ4824-SQ-W-SR	Safari				\$ 1,240	* Color of the Caster Option must be specified at the time of order.
		with METAL Leg Option:	48"	24"	29"		
	TB-TZ4824-SQ-M-SQ	Square				\$ 890	
	TB-TZ4824-SQ-M-SS	Square & Stem				\$ 1,315	
	TB-TZ4824-SQ-M-D	Diameter				\$ 890	
	TB-TZ4824-SQ-M-DS	Diameter & Stem				\$ 1,315	
	TB-TZ4824-SQ-M-BO	Balloon				\$ 995	
	TB-TZ4824-SQ-MC-SQ	Square with Casters				\$ 1,115	
	TB-TZ4824-SQ-MC-SS	Square & Stem with Casters				\$ 1,540	
	TB-TZ4824-SQ-MC-D	Diameter with Casters				\$ 1,115	
	TB-TZ4824-SQ-MC-DS	Diameter & Stem with Casters				\$ 1,540	
		Trapezoidal Table, 60" Width, 30" Depth	60"	30"	29"		
		SQUARE Edge;					
		with WOOD Leg Option:	60"	30"	29"		
	TB-TZ6030-SQ-W-SQ	Square				\$ 1,125	
	TB-TZ6030-SQ-W-SQR	Square Radius				\$ 1,125	
	TB-TZ6030-SQ-W-SQT	Square Tapered				\$ 1,275	
	TB-TZ6030-SQ-W-DT	Diameter Tapered				\$ 1,405	
	TB-TZ6030-SQ-W-SR	Safari				\$ 1,410	
		with METAL Leg Option:	60"	30"	29"		
	TB-TZ6030-SQ-M-SQ	Square				\$ 1,060	
	TB-TZ6030-SQ-M-SS	Square & Stem				\$ 1,485	
	TB-TZ6030-SQ-M-D	Diameter				\$ 1,060	
	TB-TZ6030-SQ-M-DS	Diameter & Stem				\$ 1,485	
	TB-TZ6030-SQ-M-BO	Balloon				\$ 1,160	
	TB-TZ6030-SQ-MC-SQ	Square with Casters				\$ 1,285	
	TB-TZ6030-SQ-MC-SS	Square & Stem with Casters				\$ 1,710	
	TB-TZ6030-SQ-MC-D	Diameter with Casters				\$ 1,285	
	TB-TZ6030-SQ-MC-DS	Diameter & Stem with Casters				\$ 1,710	

Edge Option:








"SQ"
1/4" Square Edge

Metal Leg Options:







"M-SQ" Square 2"
"M-SS" Square Stem 2"
"M-D" Diameter 2"
"M-DS" Diameter Stem 2"
"M-BO" Balloon 2 1/2"

Wood Leg Options:





"W-SQ" Square 2 3/8"
"W-SQR" Square Radius 2 3/8"
"W-SQT" Square Tapered 2 3/8"
"W-DT" Diameter Tapered 2 3/8"
"W-SR" Safari 2 3/8"





Black/Black White/Grey Silver/Orange Mirror Finish/Grey

"MC" Caster Option:
Available on all Metal Legs ONLY, with exception of the Balloon leg and Metal Bases.






	MODEL NUMBER	PRODUCT	WIDTH	DEPTH	HEIGHT	PRICE	DESCRIPTION
 *Shown Above: TB-T30-AC-M-D  *Triangle Table Shape		Triangle Table, 30" Width, ACRYLIC Edge;	30"	30"	29"		Each Table Top is constructed using a 1" thick top with a Plastic Laminate top surface. All Metal legs are coated electrostatically with an epoxy powder coat paint.
	TB-T30-AC-W-SQ	with WOOD Leg Option: Square	30"	30"	29"	\$ 760	NOTES: * Table heights of 25" (children), 27" (youth), and 32" (wheelchair) are available by request. * Color of Metal Paint must be specified at the time of order.
	TB-T30-AC-W-SQR	Square Radius				\$ 760	
	TB-T30-AC-W-SQT	Square Tapered				\$ 875	
	TB-T30-AC-W-DT	Diameter Tapered				\$ 970	
	TB-T30-AC-W-SR	Safari				\$ 980	
		with METAL Leg Option:	30"	30"	29"		
	TB-T30-AC-M-SQ	Square				\$ 715	
	TB-T30-AC-M-SS	Square & Stem				\$ 1,030	
	TB-T30-AC-M-D	Diameter				\$ 715	
	TB-T30-AC-M-DS	Diameter & Stem				\$ 1,030	
	TB-T30-AC-M-BO	Balloon				\$ 790	
		Triangle Table, 36" Width, ACRYLIC Edge;	36"	36"	29"		
		with WOOD Leg Option:	36"	36"	29"		
	TB-T36-AC-W-SQ	Square				\$ 800	
	TB-T36-AC-W-SQR	Square Radius				\$ 800	
	TB-T36-AC-W-SQT	Square Tapered				\$ 915	
	TB-T36-AC-W-DT	Diameter Tapered				\$ 1,015	
	TB-T36-AC-W-SR	Safari				\$ 1,020	
		with METAL Leg Option:	36"	36"	29"		
	TB-T36-AC-M-SQ	Square				\$ 755	
	TB-T36-AC-M-SS	Square & Stem				\$ 1,070	
	TB-T36-AC-M-D	Diameter				\$ 755	
	TB-T36-AC-M-DS	Diameter & Stem				\$ 1,070	
	TB-T36-AC-M-BO	Balloon				\$ 830	

Edge Option:








"AC"
3mm Acrylic Edge

Metal Leg Options:





"M-SQ" Square 2"
"M-SS" Square Stem 2"
"M-D" Diameter 2"
"M-DS" Diameter Stem 2"
"M-BO" Balloon 2 1/2"

Wood Leg Options:



"W-SQ" Square 2 3/8"
"W-SQR" Square Radius 2 3/8"
"W-SQT" Square Tapered 2 3/8"
"W-DT" Diameter Tapered 2 3/8"
"W-SR" Safari 2 3/8"

MODEL NUMBER	PRODUCT	WIDTH	DEPTH	HEIGHT
 *Shown Above: TB-TS48-AC-M-D	Trio-Squared Table, 48" Width,	48"	48"	29"
	ACRYLIC Edge;			
	with WOOD Leg Option:	48"	48"	29"
	Square			
	Square Radius			
 *Trio-Squared Table Shape	TB-TS48-AC-W-SQ			
	TB-TS48-AC-W-SQR			
	TB-TS48-AC-W-SQT			
	TB-TS48-AC-W-DT			
	TB-TS48-AC-W-SR			
	with METAL Leg Option:	48"	48"	29"
	Square			
	Square & Stem			
	Diameter			
	Diameter & Stem			
	Balloon			
	TB-TS48-AC-M-SQ			
	TB-TS48-AC-M-SS			
	TB-TS48-AC-M-D			
	TB-TS48-AC-M-DS			
	TB-TS48-AC-M-BO			
	TB-TS48-AC-FP1	48"	48"	19"
	TB-TS48-AC-FP2	48"	48"	29"
	TB-TS48-AC-FP3	48"	48"	42"
	TB-TS48-AC-TP1	48"	48"	19"
	TB-TS48-AC-TP2	48"	48"	29"
	TB-TS48-AC-TP3	48"	48"	42"

PRICE

DESCRIPTION


Each Table Top is constructed using a 1" thick top with a Plastic Laminate top surface.

All Metal legs are coated electrostatically with an epoxy powder coat paint.


NOTES:

- * Table heights of 25" (children), 27" (youth), and 32" (wheelchair) are available by request.
- * Color of Metal Paint must be specified at the time of order.


Edge Option:




Metal Leg Options:



Wood Leg Options:



MODEL NUMBER	PRODUCT	WIDTH	DEPTH	HEIGHT
 *Shown Above: TB-TS60-AC-M-D	Trio-Squared Table, 60" Width,	60"	60"	29"
	ACRYLIC Edge;			
	with WOOD Leg Option:	60"	60"	29"
	Square			
	Square Radius			
TB-TS60-AC-W-SQ	Square			
TB-TS60-AC-W-SQR	Square Radius			
TB-TS60-AC-W-SQT	Square Tapered			
TB-TS60-AC-W-DT	Diameter Tapered			
TB-TS60-AC-W-SR	Safari			
 *Trio-Squared Table Shape	with METAL Leg Option:	60"	60"	29"
	Square			
TB-TS60-AC-M-SQ	Square			
TB-TS60-AC-M-SS	Square & Stem			
TB-TS60-AC-M-D	Diameter			
TB-TS60-AC-M-DS	Diameter & Stem			
TB-TS60-AC-M-BO	Balloon			
TB-TS60-AC-MC-SQ	Square with Casters			
TB-TS60-AC-MC-SS	Square & Stem with Casters			
TB-TS60-AC-MC-D	Diameter with Casters			
TB-TS60-AC-MC-DS	Diameter & Stem with Casters			

PRICE DESCRIPTION

Each Table Top is constructed using a 1" thick top with a Plastic Laminate top surface.

All Metal legs are coated electrostatically with an epoxy powder coat paint.


NOTES:

- * Table heights of 25" (children), 27" (youth), and 32" (wheelchair) are available by request.
- * Color of Metal Paint must be specified at the time of order.
- * Caster Leg options are recommended for Reading/Multipurpose Tables options and not meant to be used for stationary computer workstations.
- * For all tables with casters, only 2 legs will have casters, and the other legs will have levelers. This will create a "wheelbarrow" style of table which will ensure ease of mobility.
- * Color of the Caster Option must be specified at the time of order.


\$ 1,615
\$ 1,615
\$ 1,840
\$ 2,035
\$ 2,045

\$ 1,515
\$ 3,240
\$ 1,515
\$ 3,240
\$ 1,670
\$ 1,630
\$ 2,265
\$ 1,630
\$ 2,265


Edge Option:



Metal Leg Options:





Wood Leg Options:





"MC" Caster Option:
Available on all Metal Legs ONLY, with exception of the Balloon leg and Metal Bases.

KREATIONS








	MODEL NUMBER	PRODUCT	WIDTH	DEPTH	HEIGHT	PRICE	DESCRIPTION
 *Shown Above: TB-TR48-AC-M-D  *Trio-Round Table Shape		Trio-Round Table, 48" Width,	48"	48"	29"		Each Table Top is constructed using a 1" thick top with a Plastic Laminate top surface.
		ACRYLIC Edge;					All Metal legs are coated electrostatically with an epoxy powder coat paint.
		with WOOD Leg Option:	48"	48"	29"		NOTES:
	TB-TR48-AC-W-SQ	Square				\$ 985	* Table heights of 25" (children), 27" (youth), and 32" (wheelchair) are available by request.
	TB-TR48-AC-W-SQR	Square Radius				\$ 985	* Color of Metal Paint must be specified at the time of order.
	TB-TR48-AC-W-SQT	Square Tapered				\$ 1,095	
	TB-TR48-AC-W-DT	Diameter Tapered				\$ 1,190	
	TB-TR48-AC-W-SR	Safari				\$ 1,200	
		with METAL Leg Option:	48"	48"	29"		
	TB-TR48-AC-M-SQ	Square				\$ 935	
	TB-TR48-AC-M-SS	Square & Stem				\$ 1,255	
	TB-TR48-AC-M-D	Diameter				\$ 935	
	TB-TR48-AC-M-DS	Diameter & Stem				\$ 1,255	
	TB-TR48-AC-M-BO	Balloon				\$ 1,010	
	TB-TR48-AC-FP1	Flat Pedestal 19" H	48"	48"	19"	\$ 1,880	
	TB-TR48-AC-FP2	Flat Pedestal 29" H	48"	48"	29"	\$ 1,880	
	TB-TR48-AC-FP3	Flat Pedestal 42" H	48"	48"	42"	\$ 1,955	
	TB-TR48-AC-TP1	Trumpet 19" H	48"	48"	19"	\$ 1,280	
	TB-TR48-AC-TP2	Trumpet 29" H	48"	48"	29"	\$ 1,280	
	TB-TR48-AC-TP3	Trumpet 42" H	48"	48"	42"	\$ 1,460	

Edge Option:








"AC"
3mm Acrylic Edge

Metal Leg Options:





"M-SQ" Square 2"
"M-SS" Square Stem 2"
"M-D" Diameter 2"
"M-DS" Diameter Stem 2"
"M-BO" Balloon 2 1/2"
"FP" Flat Pedestal Base
"TP" Trumpet Base



Wood Leg Options:



"W-SQ" Square 2 3/8"
"W-SQR" Square Radius 2 3/8"
"W-SQT" Square Tapered 2 3/8"
"W-DT" Diameter Tapered 2 3/8"
"W-SR" Safari 2 3/8"






	MODEL NUMBER	PRODUCT	WIDTH	DEPTH	HEIGHT	PRICE	DESCRIPTION
<div><p>*Shown Above: TB-TR60-AC-M-D</p><div><p>*Trio-Round Table Shape</p></div></div>		Trio-Round Table, 60" Width,	60"	60"	29"		Each Table Top is constructed using a 1" thick top with a Plastic Laminate top surface.
		ACRYLIC Edge;					All Metal legs are coated electrostatically with an epoxy powder coat paint.
		with WOOD Leg Option:	60"	60"	29"		NOTES:
	TB-TR60-AC-W-SQ	Square				\$ 1,310	* Table heights of 25" (children), 27" (youth), and 32" (wheelchair) are available by request.
	TB-TR60-AC-W-SQR	Square Radius				\$ 1,310	* Color of Metal Paint must be specified at the time of order.
	TB-TR60-AC-W-SQT	Square Tapered				\$ 1,425	
	TB-TR60-AC-W-DT	Diameter Tapered				\$ 1,520	
	TB-TR60-AC-W-SR	Safari				\$ 1,525	
		with METAL Leg Option:	60"	60"	29"		
	TB-TR60-AC-M-SQ	Square				\$ 1,265	
TB-TR60-AC-M-SS	Square & Stem				\$ 1,580		
TB-TR60-AC-M-D	Diameter				\$ 1,265		
TB-TR60-AC-M-DS	Diameter & Stem				\$ 1,580		
TB-TR60-AC-M-BO	Balloon				\$ 1,340		

Edge Option:








"AC"
3mm Acrylic Edge

Metal Leg Options:





"M-SQ" Square 2"
"M-SS" Square Stem 2"
"M-D" Diameter 2"
"M-DS" Diameter Stem 2"
"M-BO" Balloon 2 1/2"



Wood Leg Options:



"W-SQ" Square 2 3/8"
"W-SQR" Square Radius 2 3/8"
"W-SQT" Square Tapered 2 3/8"
"W-DT" Diameter Tapered 2 3/8"
"W-SR" Safari 2 3/8"


	MODEL NUMBER	PRODUCT	WIDTH	DEPTH	HEIGHT	PRICE	DESCRIPTION
<div><p>*Shown Above: TB-TL48-AC-M-D</p><p>*Trio-Link Table Shape</p></div>		Trio-Link Table, 48" Width,	48"	48"	29"		Each Table Top is constructed using a 1" thick top with a Plastic Laminate top surface.
		ACRYLIC Edge;					All Metal legs are coated electrostatically with an epoxy powder coat paint.
		with WOOD Leg Option:	48"	48"	29"		NOTES:
	TB-TL48-AC-W-SQ	Square				\$ 1,020	* Table heights of 25" (children), 27" (youth), and 32" (wheelchair) are available by request.
	TB-TL48-AC-W-SQR	Square Radius				\$ 1,020	* Color of Metal Paint must be specified at the time of order.
	TB-TL48-AC-W-SQT	Square Tapered				\$ 1,135	
	TB-TL48-AC-W-DT	Diameter Tapered				\$ 1,235	
	TB-TL48-AC-W-SR	Safari				\$ 1,240	
		with METAL Leg Option:	48"	48"	29"		
	TB-TL48-AC-M-SQ	Square				\$ 970	
	TB-TL48-AC-M-SS	Square & Stem				\$ 1,290	
	TB-TL48-AC-M-D	Diameter				\$ 970	
	TB-TL48-AC-M-DS	Diameter & Stem				\$ 1,290	
	TB-TL48-AC-M-BO	Balloon				\$ 1,050	
	TB-TL48-AC-FP1	Flat Pedestal 19" H	48"	48"	19"	\$ 1,920	
	TB-TL48-AC-FP2	Flat Pedestal 29" H	48"	48"	29"	\$ 1,920	
	TB-TL48-AC-FP3	Flat Pedestal 42" H	48"	48"	42"	\$ 1,995	
	TB-TL48-AC-TP1	Trumpet 19" H	48"	48"	19"	\$ 1,315	
	TB-TL48-AC-TP2	Trumpet 29" H	48"	48"	29"	\$ 1,315	
	TB-TL48-AC-TP3	Trumpet 42" H	48"	48"	42"	\$ 1,495	

Edge Option:



"AC"
3mm Acrylic Edge

Metal Leg Options:



"M-SQ"
Square
2"

"M-SS"
Square
Stem 2"

"M-D"
Diameter
2"


"M-DS"
Diameter
Stem 2"

"M-BO"
Balloon
2 1/2"

"FP"
Flat Pedestal
Base

"TP"
Trumpet
Base

Wood Leg Options:





"W-SQ"
Square
2 3/8"

"W-SQR"
Square
Radius
2 3/8"


"W-SQT"
Square
Tapered
2 3/8"

"W-DT"
Diameter
Tapered
2 3/8"


"W-SR"
Safari
2 3/8"

	MODEL NUMBER	PRODUCT	WIDTH	DEPTH	HEIGHT	PRICE	DESCRIPTION
 *Shown Above: TB-TL60-AC-M-D  *Trio-Link Table Shape		Trio-Link Table, 60" Width,	60"	60"	29"		Each Table Top is constructed using a 1" thick top with a Plastic Laminate top surface.
		ACRYLIC Edge;					All Metal legs are coated electrostatically with an epoxy powder coat paint.
		with WOOD Leg Option:	60"	60"	29"		NOTES:
	TB-TL60-AC-W-SQ	Square				\$ 1,615	* Table heights of 25" (children), 27" (youth), and 32" (wheelchair) are available by request.
	TB-TL60-AC-W-SQR	Square Radius				\$ 1,615	* Color of Metal Paint must be specified at the time of order.
	TB-TL60-AC-W-SQT	Square Tapered				\$ 1,840	
	TB-TL60-AC-W-DT	Diameter Tapered				\$ 2,035	
	TB-TL60-AC-W-SR	Safari				\$ 2,045	
		with METAL Leg Option:	60"	60"	29"		
	TB-TL60-AC-M-SQ	Square				\$ 1,515	
	TB-TL60-AC-M-SS	Square & Stem				\$ 3,240	
	TB-TL60-AC-M-D	Diameter				\$ 1,515	
	TB-TL60-AC-M-DS	Diameter & Stem				\$ 3,240	
	TB-TL60-AC-M-BO	Balloon				\$ 1,670	


Edge Option:























Metal Leg Options:



Wood Leg Options:



MODEL NUMBER	PRODUCT	WIDTH	DEPTH	HEIGHT	PRICE	DESCRIPTION
 <p>*Shown Above: TB-QL36-AC-M-D</p> <p>*Quad-Link Table Shape</p>	Quad-Link Table, 36" Width,	36"	36"	29"		Each Table Top is constructed using a 1" thick top with a Plastic Laminate top surface.
	ACRYLIC Edge;					All Metal legs are coated electrostatically with an epoxy powder coat paint.
	with WOOD Leg Option:	36"	36"	29"		NOTES:
	TB-QL36-AC-W-SQ Square				\$ 1,015	* Table heights of 25" (children), 27" (youth), and 32" (wheelchair) are available by request.
	TB-QL36-AC-W-SQR Square Radius				\$ 1,015	* Color of Metal Paint must be specified at the time of order.
	TB-QL36-AC-W-SQT Square Tapered				\$ 1,165	* Caster Leg options are recommended for Reading/Multipurpose Tables options and not meant to be used for stationary computer workstations.
	TB-QL36-AC-W-DT Diameter Tapered				\$ 1,295	* For all tables with casters, only 2 legs will have casters, and the other legs will have levelers. This will create a "wheelbarrow" style of table which will ensure ease of mobility.
	TB-QL36-AC-W-SR Safari				\$ 1,300	* Color of the Caster Option must be specified at the time of order.
	with METAL Leg Option:	36"	36"	29"		
	TB-QL36-AC-M-SQ Square				\$ 950	
	TB-QL36-AC-M-SS Square & Stem				\$ 1,370	Edge Option:
	TB-QL36-AC-M-D Diameter				\$ 950	
	TB-QL36-AC-M-DS Diameter & Stem				\$ 1,370	
	TB-QL36-AC-M-BO Balloon				\$ 1,050	"AC"
	TB-QL36-AC-MC-SQ Square with Casters				\$ 1,175	3mm Acrylic Edge
	TB-QL36-AC-MC-SS Square & Stem with Casters				\$ 1,530	
	TB-QL36-AC-MC-D Diameter with Casters				\$ 1,175	
	TB-QL36-AC-MC-DS Diameter & Stem with Casters				\$ 1,530	
	TB-QL36-AC-FP1 Flat Pedestal 19" H	36"	36"	19"	\$ 1,310	
	TB-QL36-AC-FP2 Flat Pedestal 29" H	36"	36"	29"	\$ 1,310	
	TB-QL36-AC-FP3 Flat Pedestal 42" H	36"	36"	42"	\$ 1,500	Metal Leg Options:
	TB-QL36-AC-TP1 Trumpet 19" H	36"	36"	19"	\$ 1,030	
	TB-QL36-AC-TP2 Trumpet 29" H	36"	36"	29"	\$ 1,030	
	TB-QL36-AC-TP3 Trumpet 42" H	36"	36"	42"	\$ 1,400	
						
						
						
						
						"M-SQ" Square 2"
						"M-SS" Square Stem 2"
						"M-D" Diameter 2"
						"M-DS" Diameter Stem 2"
						"M-BO" Balloon 2 1/2"
						"FP" Flat Pedestal Base
						"TP" Trumpet Base
						Wood Leg Options:
						
						
						
						
						
						
						
						
						
						Black/Black
						White/Grey
						Silver/Orange
						Mirror Finish/Grey
						"MC" Caster Option:
						Available on all Metal Legs ONLY, with exception of the Balloon leg and Metal Bases.

MODEL NUMBER	PRODUCT	WIDTH	DEPTH	HEIGHT	PRICE
 <p>*Shown Above: TB-QL42-AC-M-D</p> <p>*Quad-Link Table Shape</p>	Quad-Link Table, 42" Width,	42"	42"	29"	
	ACRYLIC Edge;				
	with WOOD Leg Option:	42"	42"	29"	
	TB-QL42-AC-W-SQ Square				\$ 1,065
	TB-QL42-AC-W-SQR Square Radius				\$ 1,065
	TB-QL42-AC-W-SQT Square Tapered				\$ 1,220
	TB-QL42-AC-W-DT Diameter Tapered				\$ 1,350
	TB-QL42-AC-W-SR Safari				\$ 1,355
	with METAL Leg Option:	42"	42"	29"	
	TB-QL42-AC-M-SQ Square				\$ 1,000
	TB-QL42-AC-M-SS Square & Stem				\$ 1,425
	TB-QL42-AC-M-D Diameter				\$ 1,000
	TB-QL42-AC-M-DS Diameter & Stem				\$ 1,425
	TB-QL42-AC-M-BO Balloon				\$ 1,105
	TB-QL42-AC-MC-SQ Square with Casters				\$ 1,225
	TB-QL42-AC-MC-SS Square & Stem with Casters				\$ 1,650
	TB-QL42-AC-MC-D Diameter with Casters				\$ 1,225
	TB-QL42-AC-MC-DS Diameter & Stem with Casters				\$ 1,650
	TB-QL42-AC-FP1 Flat Pedestal 19" H	42"	42"	19"	\$ 1,555
	TB-QL42-AC-FP2 Flat Pedestal 29" H	42"	42"	29"	\$ 1,555
	TB-QL42-AC-FP3 Flat Pedestal 42" H	42"	42"	42"	\$ 1,630
	TB-QL42-AC-TP1 Trumpet 19" H	42"	42"	19"	\$ 1,275
	TB-QL42-AC-TP2 Trumpet 29" H	42"	42"	29"	\$ 1,275
	TB-QL42-AC-TP3 Trumpet 42" H	42"	42"	42"	\$ 1,455

DESCRIPTION


Each Table Top is constructed using a 1" thick top with a Plastic Laminate top surface.

All Metal legs are coated electrostatically with an epoxy powder coat paint.


NOTES:

- * Table heights of 25" (children), 27" (youth), and 32" (wheelchair) are available by request.
- * Color of Metal Paint must be specified at the time of order.
- * Caster Leg options are recommended for Reading/Multipurpose Tables options and not meant to be used for stationary computer workstations.
- * For all tables with casters legs, only 2 legs will have casters, and the other legs will have levelers. This will create a "wheelbarrow" style of table which will ensure ease of mobility.
- * Color of the Caster Option must be specified at the time of order.

Edge Option:





Metal Leg Options:



Wood Leg Options:



KREATIONS

MODEL NUMBER	PRODUCT	WIDTH	DEPTH	HEIGHT	PRICE
 *Shown Above: TB-QL48-AC-M-D	Quad-Link Table, 48" Width,	48"	48"	29"	
	ACRYLIC Edge;				
	with WOOD Leg Option:	48"	48"	29"	
	TB-QL48-AC-W-SQ Square				\$ 1,125
	TB-QL48-AC-W-SQR Square Radius				\$ 1,125
	TB-QL48-AC-W-SQT Square Tapered				\$ 1,275
	TB-QL48-AC-W-DT Diameter Tapered				\$ 1,405
	TB-QL48-AC-W-SR Safari				\$ 1,410
	with METAL Leg Option:	48"	48"	29"	
	TB-QL48-AC-M-SQ Square				\$ 1,060
 *Quad-Link Table Shape	TB-QL48-AC-M-SS Square & Stem				\$ 1,480
	TB-QL48-AC-M-D Diameter				\$ 1,060
	TB-QL48-AC-M-DS Diameter & Stem				\$ 1,480
	TB-QL48-AC-M-BO Balloon				\$ 1,160
	TB-QL48-AC-MC-SQ Square with Casters				\$ 1,285
	TB-QL48-AC-MC-SS Square & Stem with Casters				\$ 1,710
	TB-QL48-AC-MC-D Diameter with Casters				\$ 1,285
	TB-QL48-AC-MC-DS Diameter & Stem with Casters				\$ 1,710
	TB-QL48-AC-FP1 Flat Pedestal 19" H	48"	48"	19"	\$ 1,935
	TB-QL48-AC-FP2 Flat Pedestal 29" H	48"	48"	29"	\$ 1,935
	TB-QL48-AC-FP3 Flat Pedestal 42" H	48"	48"	42"	\$ 2,010
	TB-QL48-AC-TP1 Trumpet 19" H	48"	48"	19"	\$ 1,330
	TB-QL48-AC-TP2 Trumpet 29" H	48"	48"	29"	\$ 1,330
	TB-QL48-AC-TP3 Trumpet 42" H	48"	48"	42"	\$ 1,510

DESCRIPTION


Each Table Top is constructed using a 1" thick top with a Plastic Laminate top surface.

All Metal legs are coated electrostatically with an epoxy powder coat paint.


NOTES:

- * Table heights of 25" (children), 27" (youth), and 32" (wheelchair) are available by request.
- * Color of Metal Paint must be specified at the time of order.
- * Caster Leg options are recommended for Reading/Multipurpose Tables options and not meant to be used for stationary computer workstations.
- * For all tables with casters legs, only 2 legs will have casters, and the other legs will have levelers. This will create a "wheelbarrow" style of table which will ensure ease of mobility.
- * Color of the Caster Option must be specified at the time of order.

Edge Option:





Metal Leg Options:



Wood Leg Options:



MODEL NUMBER	PRODUCT	WIDTH	DEPTH	HEIGHT
 *Shown Above: TB-QL60-AC-M-D  *Quad-Link Table Shape	Quad-Link Table, 60" Width,	60"	60"	29"
	ACRYLIC Edge;			
	with WOOD Leg Option:	60"	60"	29"
	TB-QL60-AC-W-SQ Square			
	TB-QL60-AC-W-SQR Square Radius			
	TB-QL60-AC-W-SQT Square Tapered			
	TB-QL60-AC-W-DT Diameter Tapered			
	TB-QL60-AC-W-SR Safari			
	with METAL Leg Option:	60"	60"	29"
	TB-QL60-AC-M-SQ Square			
	TB-QL60-AC-M-SS Square & Stem			
	TB-QL60-AC-M-D Diameter			
	TB-QL60-AC-M-DS Diameter & Stem			
	TB-QL60-AC-M-BO Balloon			
	TB-QL60-AC-MC-SQ Square with Casters			
	TB-QL60-AC-MC-SS Square & Stem with Casters			
	TB-QL60-AC-MC-D Diameter with Casters			
	TB-QL60-AC-MC-DS Diameter & Stem with Casters			

PRICE

DESCRIPTION

Each Table Top is constructed using a 1" thick top with a Plastic Laminate top surface.

All Metal legs are coated electrostatically with an epoxy powder coat paint.


NOTES:

- * Table heights of 25" (children), 27" (youth), and 32" (wheelchair) are available by request.
- * Color of Metal Paint must be specified at the time of order.
- * Caster Leg options are recommended for Reading/Multipurpose Tables options and not meant to be used for stationary computer workstations.
- * For all tables with casters, only 2 legs will have casters, and the other legs will have levelers. This will create a "wheelbarrow" style of table which will ensure ease of mobility.
- * Color of the Caster Option must be specified at the time of order.


\$ 1,525
\$ 1,525
\$ 1,715
\$ 1,875
\$ 1,885

\$ 1,445
\$ 1,975
\$ 1,445
\$ 1,975
\$ 1,570
\$ 1,730
\$ 2,255
\$ 1,730
\$ 2,255


Edge Option:



Metal Leg Options:



Wood Leg Options:



"MC" Caster Option:
Available on all Metal Legs ONLY, with exception of the Balloon leg and Metal Bases.

For authorized dealers the terms are Net 30 days from the date of shipment. Interest of 2% per month (24% per annum) is charged on all overdue accounts. All orders are FOB, Richmond Hill, Ontario plant, unless otherwise specified. All goods remain the property of Palmieri until paid in full. Prices are subject to change or withdrawal without notice. Specific quotations are available for custom furniture and will remain valid for 60 days unless otherwise noted. All applicable taxes are extra. Our GST REG NO. is R1 04055066. For Ontario dealers, a current Provincial Sales Tax Exemption form must be on file, otherwise PST will be added.

ORDERING: The following information is required for all orders: Model number, Description, Finish and Color selections, Quantity, Prices, Date requested and Shipping instructions. Palmieri will exercise its best efforts to meet delivery dates requested, however, we decline any liability or responsibility for delays.

SHIPPING TERMS: Please include delivery address, and carrier choice for all orders. Assistance in making delivery arrangements is available from Palmieri. Please call for details. All goods in stock are shipped immediately unless the purchaser specifies that no part of the shipment is to be back ordered. Palmieri does not assume responsibility for shipping costs of any kind whatsoever.

CANCELLATIONS: Orders cannot be canceled without written confirmation by Palmieri and the dealer. Any costs incurred up to the date of cancellation will be passed on to the dealer. Custom orders are not subject to cancellation under any conditions.

CHANGE ORDERS: Change to orders already in process are subject to a charge covering the cost of making the change. Confirmation of the additional costs is required before the change can be processed. A minimum charge of \$100 LIST will apply.

CARE AND MAINTENANCE: Wood Furniture: All wood surfaces should be dusted periodically with a damp cloth. To remove marks or dirt stains, a mild detergent can be used. Avoid allowing any access water to sit on wood surfaces.

Tables and Worksurfaces: Plastic laminate surfaces can be cleaned with a non abrasive cleanser. Do not use powdered cleaning solutions as they will scratch the surface.

Upholstery: Vacuuming with a upholstery brush weekly will help keep any upholstery furniture in good condition. For stains or spills, follow the appropriate cleaning code for the fabric selected.

DELIVERY AND CLAIMS: All goods are sold on a FOB our plant basis, therefore Palmieri accepts no liability or responsibility in transit. Any claims must be filed with the transportation company. Notwithstanding the fact that arrangements for shipping may, in certain instances, be made by Palmieri, the carrier through whom such arrangements are made shall not, in any way, be deemed to be employees or agents of Palmieri. Product will ship at time of completion. Palmieri reserves the right to transfer completed product to storage if a buyer is unable to accept delivery. Any costs incurred for storage will be the buyer's responsibility. Buyer will be responsible for any loss or damage as a result of storage. Any shipments that exceed 2 hours unloading time may be charged at \$150 LIST per hour. All orders are packed and checked with great care and picked up by freight carriers in perfect condition. If you receive damaged merchandise, the following procedure must be followed:

Visible Damage: Check for any visible damage to the packaging. If the goods are blanket wrapped, inspect each item carefully when it is being unloaded. If you see any damages they must be noted on the bill of lading when signing for the goods. Any claims must be made within 3 days. Failure to do this will cancel your right to make a claim for damages.

Concealed Damage: All packaged shipments must be inspected within 3 days of receipt of goods. In some cases, the packaging may be in perfect condition but the goods inside may be damaged. If you notice concealed damage, a claim must be made with the shipping company within 3 days to pay for repair or replacement of the goods. Keep the packaging for inspection by the shipping company if requested.

Short Shipments: Please inspect all goods immediately upon receipt. All orders include a Packing List. It is the responsibility of the receiver to confirm when unloading, that all product has been accounted for. No shortage claim will be accepted by Palmieri unless made within 3 days of receipt of goods. Palmieri is not responsible for any product that goes missing or damaged due to warehousing.

RETURNS: No merchandise may be returned for credit or exchange without the written permission of Palmieri. Only standard stock goods may be returned. Palmieri reserves the right to evaluate and consider what products may be returned. A copy of the Goods Return Authorization Form must accompany all shipments. A minimum re-stocking charge of 25% shall apply. Return freight must be prepaid.

Palmieri warrants that the furniture manufactured by them will be free of defects in material and workmanship for a period of ten (10) years and Seating manufactured by them will be free of defects in material and workmanship for a period of two (2) years. If a defect in material or workmanship is found during the warranty period it shall be the option of Palmieri to: (A) repair, or (B) replace the furniture. The replacement or repair of the Furniture or Seating will be at the expense of Palmieri, provided that it is within the warranty period. If the defect or workmanship cannot be remedied on site, Palmieri will arrange to have repairs made at the factory. Freight charges are the responsibility of the customer. Palmieri will assist in any freight arrangements at the customers request. Palmieri must be notified as soon as possible of only defects in the Furniture or Seating. Palmieri will not warrant any claims made unless received within the allotted warranty period. The warranty shall begin on the date of shipment from our warehouse. Warranty work must be approved by authorized personnel of Palmieri in Richmond Hill, Ontario.

Palmieri will not warrant any furniture that is not purchased either directly from Palmieri or an approved Distributor of Palmieri. A copy of the original purchase order must accompany all claims. This warranty covers the original purchaser for products delivered in the United States, Canada, the Caribbean, and Latin America. Defects which, in the judgement of Palmieri, result from abuse, misuse, improper storage, alterations, unauthorized repairs, environmental conditions, and acts of God will not be cover by this warranty. Palmieri does not warrant the matching of colors, stains, textures, grains and any other variations in material. However, Palmieri will endeavor to try and match these variations as closely as possible.

This warranty does not apply to any type of Furniture or Seating that is sold by Palmieri which is manufactured by others. Palmieri will endeavor to pass on any warranties given by outside suppliers.

THIS WARRANTY WILL BE CONSIDERED VOID WITHOUT PALMIERI EMBOSSED COMPANY SEAL. WARRANTY IS NON-TRANSFERABLE AND VALID ONLY FOR THE ORIGINAL PURCHASER.

KREATIONS

1230 Reid Street
Richmond Hill
Ontario Canada
L4B 1C4

T 905 731 9300
F 905 731 9878
TF 800 413 4440
info@palmierifurniture.com
www.PalmieriFurniture.com